

London, Croydon, Gatwick Airport and Brighton to Lewes, Seaford, Eastbourne, Hastings and Ashford

Mondays to Fridays

Operator Days of operation/Notes 1st Class/Reservations/Bus/Ferry	SN	SN	SN	SN	SN	SN	SN	SN	SN	SN	SN	SN	SN	SN	SN	SN	SN
		1	1		1	1	1		1			1		A 1		1	
London Victoria (VIC)	10 d													0534			
Clapham Junction (CLJ)	10 d													0541			
East Croydon (ECR)	d													0553			
Gatwick Airport (GTW)	10 d													0622			
Three Bridges (TBD)	4 d													0627			
Haywards Heath (HHE)	3 d													0636			
Wivelsfield (WVF)	4 d													0640			
Plumpton (PMP)	d													0647			
Cooksbridge (CBR)	d													0652			
Brighton (BTN)	10 d			0500		0522		0541	0552	0611		0626	0636			0655	0706
London Road (Brighton) (LRB)	d					0525		0544		0614			0639				0709
Moulsecoomb (MCB)	d					0528		0547		0617			0642				0712
Falmer (FMR)	d					0531		0551	0559	0621		0632	0646			0702	0716
Lewes (LWS)	4 a			0512		0539		0558	0606	0628		0640	0653	0657	←	0709	0723
Lewes (LWS)	4 d			0512		0539		0601	0607	0629		0640	0700	0657	→	0710	0730
Southsea (SEE)	d														0707		
Newhaven Town (NVN)	d							0612		0638					0711		0740
Newhaven Harbour (NVH)	d							0613		0640					0713		0741
Bishopstone (BIP)	d							0617		0643					0716		0745
Seaford (SEF)	a							0620		0647					0720		0748
Glynde (GLY)	d								0612					0703		0715	
Berwick (BRK)	d					0548			0618					0709		0721	
Polegate (PLG)	d			0524		0554			0624			0652		0715		0728	
Hampden Park (HMD)	4 d			0529		0559						0657		0720			
Eastbourne (EBN)	4 a			0534		0604			0632			0701		0724		0737	
Eastbourne (EBN)	4 d	0453	0505	0543	0539	0543	0609	0625		0637		0644	0711	0731		0743	
Hampden Park (HMD)	4 d		0509	→		0547	0613			0641		0648		0736		0747	
Pevensy & Westham (PEV)	d		0514		0547	0552	0618			0646		0654		0741			
Pevensy Bay (PEB)	d																
Normans Bay (NSB)	d					0557			0650								
Cooden Beach (COB)	d				0554	0601	0624		0655		0701	0723		0748			
Collington (CLL)	d				0558		0628				0704	0727		0752			
Bexhill (BEX)	4 d	0509	0523		0601	0605	0631	0643c		0659		0707	0730	0755		0801	
St Leonards Warrior Sq (SLQ)	4 d	0516	0530		0608	0613	0638	0651		0708		0714	0736	0802		0810c	
Hastings (HGS)	4 a	0520	0533		0611	0616	0641	0654		0712		0718	0739	0805		0813	
Hastings (HGS)	4 d	0520			0612	0617		0655		0713		0719		0805		0814	
Ore (ORE)	d	0524			0616	0620a		0658a		0716a		0723		0809a		0817a	
Three Oaks (TOK)	d	0531			0623							0730					
Doleham (DLH)	d											0733					
Winchelsea (WSE)	d	0539			0631							0739					
Rye (RYE)	a	0543			0635							0743					
Rye (RYE)	d	0544			0638							0745					
Appledore (Kent) (APD)	d	0553			0647							0754					
Ham Street (HMT)	d	0558			0652							0759					
Ashford International (AFK)	6 a	0606			0700							0807					

For the complete service between London and Haywards Heath see table 175

NOTES (see introductory pages for explanation of train operator codes and standard symbols)

- a Arrival time
- d Departure time
- c Arrives 3 minutes earlier

A Also calls at Purley 0558, Redhill 0607, Earlswood (Surrey) 0610, Salfords 0614 and Horley 0618

London, Croydon, Gatwick Airport and Brighton to Lewes, Seaford, Eastbourne, Hastings and Ashford

Mondays to Fridays

Operator Days of operation/Notes 1st Class/Reservations/Bus/Ferry	SN	SN	SN	SN	SN	SN	SN	SN	SN	SN	SN	SN	SN	SN	SN	SN	SN
		1		1		1			B 1		1		1		1		
London Victoria (VIC)	10 d				0646				0724				0754				
Clapham Junction (CLJ)	10 d				0653				0731				0801				
East Croydon (ECR)	d				0704				0741				0810				
Gatwick Airport (GTW)	10 d				0720				0758				0826				
Three Bridges (TBD)	4 d				0724												
Haywards Heath (HHE)	3 d				0734				0809				0838				
Wivelsfield (WVF)	4 d				0738				0813				0842				
Plumpton (PMP)	d				0745								0849				
Cooksbridge (CBR)	d				0750				0822								
Brighton (BTN)	10 d		0726	0736			0756		0807			0826	0836			0856	0907
London Road (Brighton) (LRB)	d			0739			0759		0810				0839			0859	0910
Moulsecoomb (MCB)	d		0730	0742			0802		0813			0830	0842			0902	0913
Falmer (FMR)	d		0734	0746			0806		0817			0834	0846			0906	0917
Lewes (LWS)	4 a		0742	0753	0755	←	0813		0824	0827	←	0842	0854	0856	←	0913	0924
Lewes (LWS)	4 d		0742	0800	0757	0800	0814		0831	0828	0831	0842	0900	0857	0900	0914	0931
Southsea (SEE)	d			←		0806			←						0906		←
Newhaven Town (NVN)	d					0811					0841				0911		
Newhaven Harbour (NVH)	d					0813					0842				0913		
Bishopstone (BIP)	d					0816					0846				0916		
Seaford (SEF)	a					0820					0849				0920		
Glynde (GLY)	d						0819									0919	
Berwick (BRK)	d		0751				0825									0925	
Polegate (PLG)	d		0757		0809		0831		0841		0855		0909			0931	
Hampden Park (HMD)	4 d		0802				0835		0845		0900					0935	
Eastbourne (EBN)	4 a		0806		0817		0840		0851		0904		0920			0940	
Eastbourne (EBN)	4 d	0746	0812		0823		0850				0908		0926			0950	
Hampden Park (HMD)	4 d	0751			0827		0854						0930			0954	
Pevensy & Westham (PEV)	d	0757	0820		0832		0900				0916		0935			1000	
Pevensy Bay (PEB)	d		0822								0918						
Normans Bay (NSB)	d	0802									0922						
Cooden Beach (COB)	d	0807	0828		0838		0907						0941			1007	
Collington (CLL)	d	0811	0831		0842		0910						0945			1010	
Bexhill (BEX)	4 d	0814	0834		0845		0913				0929		0948			1013	
St Leonards Warrior Sq (SLQ)	4 d	0821	0841		0852		0921				0935		0955			1021	
Hastings (HGS)	4 a	0825	0844		0855		0924				0938		0958			1024	
Hastings (HGS)	4 d	0825			0855		0925				0939		0959			1025	
Ore (ORE)	d	0829			0859a		0928				0942a		1002a			1028	
Three Oaks (TOK)	d	0835					0935									1035	
Doleham (DLH)	d																
Winchelsea (WSE)	d	0843					0943									1043	
Rye (RYE)	a	0847					0947									1047	
Rye (RYE)	d	0848					0948									1048	
Appledore (Kent) (APD)	d	0857					0957									1057	
Ham Street (HMT)	d	0902					1002									1102	
Ashford International (AFK)	6 a	0910					1010									1110	

NOTES (see introductory pages for explanation of train operator codes and standard symbols)

a Arrival time
d Departure time

B Change at Hampden Park for stations beyond Eastbourne

London, Croydon, Gatwick Airport and Brighton to Lewes, Seaford, Eastbourne, Hastings and Ashford

Mondays to Fridays

Operator Days of operation/Notes 1st Class/Reservations/Bus/Ferry	SN B I	SN I	SN I	SN I	SN I	SN I	SN I	SN I	SN I	SN B I	SN I	SN I	SN I	SN I	SN I	SN I	SN I
London Victoria (VIC) 10 d	0824				0854					0924				0954			
Clapham Junction (CLJ) 10 d	0831				0901					0931				1001			
East Croydon (ECR) d	0841				0910					0941				1010			
Gatwick Airport (GTW) 10 d	0857				0926					0956				1026			
Three Bridges (TBD) 4 d																	
Haywards Heath (HHE) 3 d	0909				0938					1008				1038			
Wivelsfield (WVF) 4 d	0913				0942					1012				1042			
Plumpton (PMP) d					0949									1049			
Cooksbridge (CBR) d	0922									1021							
Brighton (BTN) 10 d			0926	0936			0956		1006			1026	1036			1056	
London Road (Brighton) (LRB) d				0939			0959		1009				1039			1059	
Moulsecroomb (MCB) d			0930	0942			1002		1012				1042			1102	
Falmer (FMR) d			0934	0946			1006		1016			1033	1046			1106	
Lewes (LWS) 4 a	0927		0942	0953	0956		1013		1023	1026		1040	1053	1056		1113	
Lewes (LWS) 4 d	0928	0931	0942	1000	0957	1000	1014		1030	1027	1030	1042	1100	1057	1100	1114	
Southease (SEE) d						1006									1106		
Newhaven Town (NVN) d		0941				1011					1040				1111		
Newhaven Harbour (NVH) d		0942									1041						
Bishopstone (BIP) d		0946				1016					1045				1116		
Seaford (SEF) a		0949				1019					1048				1119		
Glynde (GLY) d							1019									1119	
Berwick (BRK) d							1025									1125	
Polegate (PLG) d	0940		0955		1009		1031			1039		1054		1109		1131	
Hampden Park (HMD) 4 d	0948		1000				1035			1047		1100				1135	
Eastbourne (EBN) 4 a	0953		1004		1017		1040			1051		1104		1117		1140	
Eastbourne (EBN) 4 d			1011		1023			1050				1111		1123			1150
Hampden Park (HMD) 4 d					1027			1054						1127			1154
Pevensey & Westham (PEV) d					1032			1100						1132			1200
Pevensey Bay (PEB) d																	
Normans Bay (NSB) d					1036									1136			
Cooden Beach (COB) d					1041			1107						1141			1207
Collington (CLL) d					1045			1110						1145			1210
Bexhill (BEX) 4 d			1026		1048			1113				1126		1148			1213
St Leonards Warrior Sq (SLQ) 4 d			1033		1055			1121				1133		1155			1221
Hastings (HGS) 4 a			1036		1058			1124				1136		1158			1224
Hastings (HGS) 4 d			1037		1059			1125				1136		1159			1225
Ore (ORE) d			1040a		1102a			1128				1140a		1202a			1228
Three Oaks (TOK) d								1135									1235
Doleham (DLH) d																	
Winchelsea (WSE) d								1143									1243
Rye (RYE) a								1147									1247
Rye (RYE) d								1148									1248
Appledore (Kent) (APD) d								1157									1257
Ham Street (HMT) d								1202									1302
Ashford International (AFK) 6 a								1210									1310

NOTES (see introductory pages for explanation of train operator codes and standard symbols)

a Arrival time
d Departure time

B Change at Hampden Park for stations beyond Eastbourne

London, Croydon, Gatwick Airport and Brighton to Lewes, Seaford, Eastbourne, Hastings and Ashford

Mondays to Fridays

Operator Days of operation/Notes 1st Class/Reservations/Bus/Ferry	SN	SN B □	SN	SN □	SN	SN □	SN	SN □	SN	SN B □	SN	SN □	SN	SN □	SN	SN □
London Victoria (VIC) 10 d		1024				1054				1124				1154		
Clapham Junction (CLJ) 10 d		1031				1101				1131				1201		
East Croydon (ECR) d		1041				1110				1141				1210		
Gatwick Airport (GTW) 10 d		1057				1126				1157				1226		
Three Bridges (TBD) 4 d																
Haywards Heath (HHE) 3 d		1108				1138				1208				1238		
Wivelsfield (WVF) 4 d		1112				1142				1212				1242		
Plumpton (PMP) d						1149								1249		
Cooksbridge (CBR) d		1121								1221						
Brighton (BTN) 10 d	1106			1126	1136			1156	1206			1226	1236			1256
London Road (Brighton) (LRB) d	1109				1139			1159	1209				1239			1259
Moulsecroomb (MCB) d	1112				1142			1202	1212				1242			1302
Falmer (FMR) d	1116			1133	1146			1206	1216			1233	1246			1306
Lewes (LWS) 4 a	1123	1126	←	1140	1153	1156	←	1213	1223	1226	←	1240	1253	1256	←	1313
Lewes (LWS) 4 d	1130	1127	→	1130	1142	1200	1157	1200	1214	1230	1227	1230	1242	1300	1257	1300
Southsea (SEE) d	→				→			1206		→				1306		1314
Newhaven Town (NVN) d				1140				1211				1240		1311		
Newhaven Harbour (NVH) d				1141								1241a				
Bishopstone (BIP) d				1145				1216						1316		
Seaford (SEF) a				1148				1219						1319		
Glynde (GLY) d								1219								1319
Berwick (BRK) d								1225								1325
Polegate (PLG) d		1139		1154		1209		1231		1239		1254		1309		1331
Hampden Park (HMD) 4 d		1147		1200				1235		1247		1300		1335		1355
Eastbourne (EBN) 4 a		1151		1204		1217		1240		1251		1304		1317		1340
Eastbourne (EBN) 4 d				1211		1223		1250				1311		1323		
Hampden Park (HMD) 4 d						1227		1254						1327		
Pevensy & Westham (PEV) d						1232		1300						1332		
Pevensy Bay (PEB) d																
Normans Bay (NSB) d						1236								1336		
Cooden Beach (COB) d						1241		1307						1341		
Collington (CLL) d						1245		1310						1345		
Bexhill (BEX) 4 d				1226		1248		1313				1326		1348		
St Leonards Warrior Sq (SLQ) 4 d				1233		1255		1321				1333		1355		
Hastings (HGS) 4 a				1236		1258		1324				1336		1358		
Hastings (HGS) 4 d				1236		1259		1325				1336		1359		
Ore (ORE) d				1240a		1302a		1328				1340a		1402a		
Three Oaks (TOK) d								1335								
Doleham (DLH) d																
Winchelsea (WSE) d								1343								
Rye (RYE) a								1347								
Rye (RYE) d								1348								
Appledore (Kent) (APD) d								1357								
Ham Street (HMT) d								1402								
Ashford International (AFK) 6 a								1410								

NOTES (see introductory pages for explanation of train operator codes and standard symbols)

a Arrival time
d Departure time

B Change at Hampden Park for stations beyond Eastbourne

London, Croydon, Gatwick Airport and Brighton to Lewes, Seaford, Eastbourne, Hastings and Ashford

Mondays to Fridays

Operator Days of operation/Notes 1st Class/Reservations/Bus/Ferry	SN	SN	SN B 1	SN	SN 1	SN	SN 1	SN	SN 1	SN	SN B 1	SN	SN 1	SN	SN 1	SN	SN
London Victoria (VIC) 10 d			1224				1254				1324				1354		
Clapham Junction (CLJ) 10 d			1231				1301				1331				1401		
East Croydon (ECR) d			1240				1310				1340				1410		
Gatwick Airport (GTW) 10 d			1257				1326				1357				1426		
Three Bridges (TBD) 4 d																	
Haywards Heath (HHE) 3 d			1308				1338				1408				1438		
Wivelsfield (WVF) 4 d			1312				1342				1412				1442		
Plumpton (PMP) d							1349								1449		
Cooksbridge (CBR) d			1321								1421						
Brighton (BTN) 10 d		1306			1326	1336			1356		1406			1426	1436		
London Road (Brighton) (LRB) d		1309				1339			1359		1409				1439		
Moulsecoomb (MCB) d		1312				1342			1402		1412				1442		
Falmer (FMR) d		1316			1333	1346			1406		1416			1433	1446		
Lewes (LWS) 4 a		1323	1326	←	1340	1353	1356	←	1413		1423	1426	←	1440	1453	1456	←
Lewes (LWS) 4 d		1330	1327	1330	1342	1400	1357	1400	1414		1430	1427	1430	1442	1500	1457	1500
Southsea (SEE) d		→				→		1406			→						1506
Newhaven Town (NVN) d				1340				1411					1440				1511
Newhaven Harbour (NVH) d				1341									1441				
Bishopstone (BIP) d				1345				1416					1445				1516
Seaford (SEF) a				1348				1419					1448				1519
Glynde (GLY) d									1419								
Berwick (BRK) d									1425								
Polegate (PLG) d			1340		1354		1409		1431			1440		1454		1509	
Hampden Park (HMD) 4 d			1347		1400				1435			1447		1500			
Eastbourne (EBN) 4 a			1353		1404		1417		1440			1451		1504		1517	
Eastbourne (EBN) 4 d	1350				1411		1423			1450				1510		1523	
Hampden Park (HMD) 4 d	1354						1427			1454				1514		1527	
Pevensey & Westham (PEV) d	1400						1432			1500						1532	
Pevensey Bay (PEB) d																1534	
Normans Bay (NSB) d							1436									1538	
Cooden Beach (COB) d	1407						1441			1507						1543	
Collington (CLL) d	1410						1445			1510						1547	
Bexhill (BEX) 4 d	1413				1426		1448			1513				1526		1550	
St Leonards Warrior Sq (SLQ) 4 d	1421				1433		1455			1521				1532		1557	
Hastings (HGS) 4 a	1424				1436		1458			1524				1535		1600	
Hastings (HGS) 4 d	1425				1436		1459			1525				1536		1601	
Ore (ORE) d	1428				1440a		1502a			1528				1539a		1604a	
Three Oaks (TOK) d	1435									1535							
Doleham (DLH) d																	
Winchelsea (WSE) d	1443									1543							
Rye (RYE) a	1447									1547							
Rye (RYE) d	1448									1548							
Appledore (Kent) (APD) d	1457									1557							
Ham Street (HMT) d	1502									1602							
Ashford International (AFK) 6 a	1510									1610							

NOTES (see introductory pages for explanation of train operator codes and standard symbols)

a Arrival time
d Departure time

B Change at Hampden Park for stations beyond Eastbourne

London, Croydon, Gatwick Airport and Brighton to Lewes, Seaford, Eastbourne, Hastings and Ashford

Mondays to Fridays

Operator Days of operation/Notes 1st Class/Reservations/Bus/Ferry	SN 1	SN	SN	SN B 1	SN 1	SN 1	SN 1	SN 1	SN 1	SN 1	SN 1	SN B 1	SN 1	SN 1	SN 1	SN 1
London Victoria (VIC) 10 d				1424				1454				1524				1554
Clapham Junction (CLJ) 10 d				1431				1501				1531				1601
East Croydon (ECR) d				1440				1510				1540				1610
Gatwick Airport (GTW) 10 d				1456				1526				1556				1626
Three Bridges (TBD) 4 d																
Haywards Heath (HHE) 3 d				1508				1538				1608				1638
Wivelsfield (WVF) 4 d				1512				1542				1612				1642
Plumpton (PMP) d								1549								1649
Cooksbridge (CBR) d				1521								1621				
Brighton (BTN) 10 d	1456		1506			1526	1536			1556		1606			1626	1636
London Road (Brighton) (LRB) d	1459		1509				1539			1559		1609				1639
Moulsecomb (MCB) d	1502		1512				1542			1602		1612			1630	1642
Falmer (FMR) d	1506		1516			1533	1546			1606		1616			1634	1646
Lewes (LWS) 4 a	1513		1523	1526		1540	1553	1556		1613		1623	1626		1642	1653
Lewes (LWS) 4 d	1514		1530	1527	1530	1542	1600	1557	1600	1614		1630	1627	1630	1642	1700
Southsea (SEE) d					1536				1606							
Newhaven Town (NVN) d					1541				1611					1640		
Newhaven Harbour (NVH) d					1542				1613					1641		
Bishopstone (BIP) d					1546				1616					1645		
Seaford (SEF) a					1549				1620					1648		
Glynde (GLY) d	1519					1547				1619						
Berwick (BRK) d	1525					1553				1625						
Polegate (PLG) d	1531			1539		1559		1609		1631			1639		1655	1709
Hampden Park (HMD) 4 d	1535			1547		1603				1635			1647		1700	
Eastbourne (EBN) 4 a	1540			1551		1608		1617		1640			1651		1704	1719
Eastbourne (EBN) 4 d		1550				1612		1623			1650				1708	1725
Hampden Park (HMD) 4 d		1554				1616		1627			1654					1729
Pevensey & Westham (PEV) d		1600						1632			1700					1734
Pevensey Bay (PEB) d								1634								1736
Normans Bay (NSB) d								1638								1740
Cooden Beach (COB) d		1607						1642			1707				1721	1745
Collington (CLL) d		1611						1646			1710				1724	1748
Bexhill (BEX) 4 d		1614				1628		1649			1713				1727	1751
St Leonards Warrior Sq (SLQ) 4 d		1621				1634		1656			1720				1734	1758
Hastings (HGS) 4 a		1624				1637		1659			1724				1737	1801
Hastings (HGS) 4 d		1625				1638		1700			1724				1738	1802
Ore (ORE) d		1628				1641a		1703a			1728				1741a	1805a
Three Oaks (TOK) d		1635									1734					
Doleham (DLH) d											1737					
Winchelsea (WSE) d		1643									1743					
Rye (RYE) a		1647									1747					
Rye (RYE) d		1648									1748					
Appledore (Kent) (APD) d		1657									1757					
Ham Street (HMT) d		1702									1802					
Ashford International (AFK) 6 a		1710									1810					

NOTES (see introductory pages for explanation of train operator codes and standard symbols)

a Arrival time
d Departure time

B Change at Hampden Park for stations beyond Eastbourne

London, Croydon, Gatwick Airport and Brighton to Lewes, Seaford, Eastbourne, Hastings and Ashford

Mondays to Fridays

Operator Days of operation/Notes 1st Class/Reservations/Bus/Ferry	SN	SN	SN	SN	SN	SN	SN	SN	SN	SN	SN	SN	SN	SN	SN	SN	SN
		1			B		1		1		FX C	1				B	1
London Victoria (VIC)	10 d				1624				1654							1724	
Clapham Junction (CLJ)	10 d				1631				1701							1731	
East Croydon (ECR)	d				1640				1710		1718					1740	
Gatwick Airport (GTW)	10 d				1656				1726							1756	
Three Bridges (TBD)	4 d										1737						
Haywards Heath (HHE)	3 d				1707				1737		1747					1807	
Wivelsfield (WVF)	4 d				1712				1742							1812	
Plumpton (PMP)	d				1719				1749		1757						
Cooksbridge (CBR)	d				1723						1802					1821	
Brighton (BTN)	10 d		1656		1706			1726	1736				1756		1806		1826
London Road (Brighton) (LRB)	d		1659		1709				1739				1759		1809		
Moulsecomb (MCB)	d		1702		1712			1730	1742				1802		1812		1830
Falmer (FMR)	d		1706		1716			1734	1746				1806		1816		1834
Lewes (LWS)	4 a	1713		1723	1728	1742	1753	1756		1807	1813	1823	1826		1842		
Lewes (LWS)	4 d	1700	1714		1732	1729	1732	1742	1800	1757	1800	1808	1814		1830	1827	1830
Southsea (SEE)	d	1706							1806								
Newhaven Town (NVN)	d	1711				1742			1811							1840	
Newhaven Harbour (NVH)	d	1713				1743			1813							1843	
Bishopstone (BIP)	d	1716				1747			1816							1846	
Seaford (SEF)	a	1720				1750			1820							1850	
Glynde (GLY)	d		1719								1813	1819				1832	
Berwick (BRK)	d		1725								1819	1825				1838	
Polegate (PLG)	d		1731		1741		1755		1809		1825	1831				1844	1855
Hampden Park (HMD)	4 d		1735		1747		1800		1816		1830	1835				1849	1901
Eastbourne (EBN)	4 a		1740		1752		1804		1820		1835	1840				1853	1906
Eastbourne (EBN)	4 d			1750			1808		1825				1851				1911
Hampden Park (HMD)	4 d			1754					1829				1855				1915
Pevensy & Westham (PEV)	d			1800					1835				1901				
Pevensy Bay (PEB)	d																
Normans Bay (NSB)	d								1839								
Cooden Beach (COB)	d			1807			1821		1843				1908				
Collington (CLL)	d			1811			1824		1847				1911				
Bexhill (BEX)	4 d			1814			1827		1850				1914				1927
St Leonards Warrior Sq (SLQ)	4 d			1821			1834		1857				1921				1933
Hastings (HGS)	4 a			1825			1837		1900				1925				1936
Hastings (HGS)	4 d			1825			1838		1901				1925				1937
Ore (ORE)	d			1829			1841a		1904a				1929				1941a
Three Oaks (TOK)	d			1835									1935				
Doleham (DLH)	d																
Winchelsea (WSE)	d			1843									1943				
Rye (RYE)	a			1847									1947				
Rye (RYE)	d			1848									1948				
Appledore (Kent) (APD)	d			1857									1957				
Ham Street (HMT)	d			1902									2002				
Ashford International (AFK)	6 a			1910									2010				

NOTES (see introductory pages for explanation of train operator codes and standard symbols)

a Arrival time
d Departure time

B Change at Hampden Park for stations beyond Eastbourne
C From London Bridge 1703

FX Not Fridays

London, Croydon, Gatwick Airport and Brighton to Lewes, Seaford, Eastbourne, Hastings and Ashford

Mondays to Fridays

Operator Days of operation/Notes 1st Class/Reservations/Bus/Ferry	SN	SN	SN	SN	SN	SN	SN B 1	SN	SN	SN	SN	SN	SN	SN	SN	SN B 1	SN
London Victoria (VIC) 10 d		1754					1824					1854				1924	
Clapham Junction (CLJ) 10 d		1801					1831					1901				1931	
East Croydon (ECR) d		1810					1840					1910				1940	
Gatwick Airport (GTW) 10 d		1826					1856					1926				1956	
Three Bridges (TBD) 4 d																	
Haywards Heath (HHE) 3 d		1837					1907					1937				2007	
Wivelsfield (WVF) 4 d		1842					1912					1942				2012	
Plumpton (PMP) d		1849										1949					
Cooksbridge (CBR) d							1921									2021	
Brighton (BTN) 10 d	1837			1856		1906			1926	1936			1956		2006		
London Road (Brighton) (LRB) d	1840			1859		1909				1939			1959		2009		
Moulsecoomb (MCB) d	1843			1902		1912				1942			2002		2012		
Falmer (FMR) d	1847			1906		1916			1933	1946			2006		2016		
Lewes (LWS) 4 a	1854	1856		1913		1923	1926		1940	1953	1956		2013		2023	2026	
Lewes (LWS) 4 d	1900	1857	1900	1914		1930	1927	1930	1942	2000	1957	2000	2014		2030	2027	2030
Southase (SEE) d			1906									2006					
Newhaven Town (NVN) d			1911					1940				2011					2040
Newhaven Harbour (NVH) d			1913					1941									2041
Bishopstone (BIP) d			1916					1945				2015					2045
Seaford (SEF) a			1920					1948				2019					2048
Glynde (GLY) d				1919			1932						2019				
Berwick (BRK) d				1925			1938						2025			2036	
Polegate (PLG) d		1909		1931			1944		1954		2010		2031			2041	
Hampden Park (HMD) 4 d		1914		1935			1949		2000		2015		2035			2046	
Eastbourne (EBN) 4 a		1919		1940			1953		2004		2019		2040			2051	
Eastbourne (EBN) 4 d		1925			1950				2011		2025			2050			
Hampden Park (HMD) 4 d		1929			1954				2015		2029			2054			
Pevensy & Westham (PEV) d		1934			2000						2034			2100			
Pevensy Bay (PEB) d																	
Normans Bay (NSB) d		1939									2038						
Cooden Beach (COB) d		1943			2007						2043				2107		
Collington (CLL) d		1946			2011						2046				2110		
Bexhill (BEX) 4 d		1950			2014				2027		2049				2113		
St Leonards Warrior Sq (SLQ) 4 d		1957			2021				2033		2056				2120		
Hastings (HGS) 4 a		2000			2024				2036		2059				2124		
Hastings (HGS) 4 d		2001			2025				2037		2100				2124		
Ore (ORE) d		2004a			2028				2040a		2103a				2128		
Three Oaks (TOK) d					2035										2135		
Doleham (DLH) d																	
Winchelsea (WSE) d					2043										2143		
Rye (RYE) a					2047										2147		
Rye (RYE) d					2048										2148		
Appledore (Kent) (APD) d					2057										2157		
Ham Street (HMT) d					2102										2202		
Ashford International (AFK) 6 a					2110										2210		

NOTES (see introductory pages for explanation of train operator codes and standard symbols)

a Arrival time
d Departure time

B Change at Hampden Park for stations beyond Eastbourne

London, Croydon, Gatwick Airport and Brighton to Lewes, Seaford, Eastbourne, Hastings and Ashford

Mondays to Fridays

Operator Days of operation/Notes 1st Class/Reservations/Bus/Ferry	SN 1	SN	SN 1	SN 1	SN 1	SN	SN	SN B 1	SN	SN 1	SN	SN 1	SN 1	SN 1	SN 1	SN B 1	SN
London Victoria (VIC) 10 d			1954					2024				2054				2124	
Clapham Junction (CLJ) 10 d			2001					2031				2101				2131	
East Croydon (ECR) d			2010					2041				2110				2140	
Gatwick Airport (GTW) 10 d			2026					2057				2126				2156	
Three Bridges (TBD) 4 d																	
Haywards Heath (HHE) 3 d			2038					2108				2138				2208	
Wivelsfield (WVF) 4 d			2042					2112				2142				2212	
Plumpton (PMP) d			2049									2149					
Cooksbridge (CBR) d								2121								2221	
Brighton (BTN) 10 d	2026	2036			2056		2106			2126	2136			2156	2206		
London Road (Brighton) (LRB) d		2039			2059		2109				2139			2159	2209		
Moulsecoomb (MCB) d		2042			2102		2112				2142			2202	2212		
Falmer (FMR) d	2033	2046			2106		2116			2133	2146			2206	2216		
Lewes (LWS) 4 a	2040	2053	2056		2113		2123	2126		2140	2153	2156		2213	2223	2226	
Lewes (LWS) 4 d	2042	2100	2057	2100	2114		2130	2127	2130	2142	2200	2157	2200	2214	2230	2227	2230
Southsea (SEE) d				2106									2206				
Newhaven Town (NVN) d				2111					2140				2211				2240
Newhaven Harbour (NVH) d									2141a								2241
Bishopstone (BIP) d																	2245
Seaford (SEF) a				2116									2216				2248
				2119													
Glynde (GLY) d					2119									2219			
Berwick (BRK) d					2125			2136						2225			
Polegate (PLG) d	2054		2109		2131			2141		2154		2209		2231		2239	
Hampden Park (HMD) 4 d	2100				2135			2146		2200				2237		2247	
Eastbourne (EBN) 4 a	2104		2117		2140			2150		2204		2217		2241		2253	
Eastbourne (EBN) 4 d	2111		2123			2150				2210		2227		2250			
Hampden Park (HMD) 4 d			2127			2154						2231		2254			
Pevensey & Westham (PEV) d			2132			2200						2236		2259			
Pevensey Bay (PEB) d																	
Normans Bay (NSB) d			2136														
Cooden Beach (COB) d			2141			2207						2243		2306			
Collington (CLL) d			2145			2210						2246		2310			
Bexhill (BEX) 4 d	2126		2148			2213				2225		2249		2313			
St Leonards Warrior Sq (SLQ) 4 d	2132		2155			2220				2231		2256		2320			
Hastings (HGS) 4 a	2135		2158			2224				2234		2259		2323			
Hastings (HGS) 4 d	2136		2159			2224						2300					
Ore (ORE) d	2139a		2202a			2228						2303a					
Three Oaks (TOK) d						2234											
Doleham (DLH) d						2237											
Winchelsea (WSE) d						2243											
Rye (RYE) a						2247											
Rye (RYE) d						2248											
Appledore (Kent) (APD) d						2257											
Ham Street (HMT) d						2302											
Ashford International (AFK) 6 a						2310											

NOTES (see introductory pages for explanation of train operator codes and standard symbols)








a Arrival time

d Departure time

B Change at Hampden Park for stations beyond Eastbourne

London, Croydon, Gatwick Airport and Brighton to Lewes, Seaford, Eastbourne, Hastings and Ashford

Mondays to Fridays

Operator Days of operation/Notes 1st Class/Reservations/Bus/Ferry	SN 1	SN	SN 1	SN	SN	SN 1	SN	SN 1	SN 1	SN	SN TSM 1
London Victoria (VIC)  10 d			2154			2216			2246		0002
Clapham Junction (CLJ) 10 d			2201			2223			2253		0009
East Croydon (ECR)  d			2210			2233			2304		0024
Gatwick Airport (GTW)  10 d			2226			2249			2321		0044
Three Bridges (TBD) 4 d						2253					0049
Haywards Heath (HHE) 3 d			2238			2309			2335		0108
Wivelsfield (WVF) 4 d			2242			2313			2339		
Plumpton (PMP) d			2249						2346		
Cooksbridge (CBR) d						2322			2350		
Brighton (BTN) 10 d	2226	2236			2306			2332		2341	
London Road (Brighton) (LRB) d		2239			2309					2344	
Moulsecomb (MCB) d		2242			2312					2347	
Falmer (FMR) d	2232	2246			2316			2339		2351	
Lewes (LWS) 4 a	2240	2253	2256		2323	2327		2346	2355	2358	0123
Lewes (LWS) 4 d	2240	2301	2257	2301	2332	2327	2332	2347	2356	2359	0123
Southsea (SEE) d				2307						0005	
Newhaven Town (NVN) d				2312				2342		0010	
Newhaven Harbour (NVH) d								2344			
Bishopstone (BIP) d				2317				2347		0014	
Seaford (SEF) a				2320				2351		0018	
Glynde (GLY) d								2352			
Berwick (BRK) d								2358	0005		
Polegate (PLG) d	2253		2309			2340		0004	0010		0135s
Hampden Park (HMD) 4 d	2258					2344		0008	0014		0140s
Eastbourne (EBN) 4 a	2303		2317			2349		0013	0019		0144
Eastbourne (EBN) 4 d			2323						0025		
Hampden Park (HMD) 4 d			2327								
Pevensey & Westham (PEV) d			2332						0032		
Pevensey Bay (PEB) d											
Normans Bay (NSB) d			2336								
Cooden Beach (COB) d			2341						0039		
Collington (CLL) d			2344						0042		
Bexhill (BEX) 4 d			2347						0045		
St Leonards Warrior Sq (SLQ) 4 d			2354						0052		
Hastings (HGS) 4 a			2357						0055		
Hastings (HGS) 4 d											
Ore (ORE) d											
Three Oaks (TOK) d											
Doleham (DLH) d											
Winchelsea (WSE) d											
Rye (RYE) a											
Rye (RYE) d											
Appledore (Kent) (APD) d											
Ham Street (HMT) d											
Ashford International (AFK) 6 a											

NOTES (see introductory pages for explanation of train operator codes and standard symbols)

- a Arrival time
- d Departure time
- s Stops to set down only

TSM Tuesday to Saturday mornings

London, Croydon, Gatwick Airport and Brighton to Lewes, Seaford, Eastbourne, Hastings and Ashford

Saturdays

Operator Days of operation/Notes 1st Class/Reservations/Bus/Ferry	SN	SN	SN A	SN	SN	SN	SN	SN	SN	SN	SN B	SN	SN	SN	SN	SN	
London Victoria (VIC) 10 d											0535						
Clapham Junction (CLJ) 10 d											0542						
East Croydon (ECR) d											0552						
Gatwick Airport (GTW) 10 d											0618						
Three Bridges (TBD) 4 d											0623						
Haywards Heath (HHE) 3 d											0633						
Wivelsfield (WVF) 4 d											0637						
Plumpton (PMP) d											0644						
Cooksbridge (CBR) d											0648						
Brighton (BTN) 10 d			0510			0537	0542		0611	0626		0641	0656		0711	0726	0736
London Road (Brighton) (LRB) d							0545		0614			0644	0659		0714		0739
Moulsecoomb (MCB) d							0548		0617			0647	0702		0717		0742
Falmer (FMR) d							0552		0621	0633		0651	0706		0721	0733	0746
Lewes (LWS) 4 a			0522			0549	0559		0628	0641	0653	0658	0713		0728	0740	0753
Lewes (LWS) 4 d			0524			0551	0600		0630	0642	0654	0700	0714		0730	0742	0800
Southsea (SEE) d												0706					→
Newhaven Town (NVN) d							0610		0640			0711			0740		
Newhaven Harbour (NVH) d							0611		0641						0741		
Bishopstone (BIP) d							0615		0645			0716			0745		
Seaford (SEF) a							0618		0648			0719			0748		
Glynde (GLY) d											0659		0719				
Berwick (BRK) d											0705		0725				
Polegate (PLG) d			0536			0603				0655	0711		0731			0754	
Hampden Park (HMD) 4 d			0541			0609				0659	0716		0736			0800	
Eastbourne (EBN) 4 a			0545			0613				0704	0720		0740			0804	
Eastbourne (EBN) 4 d		0530		0546	0550	0623		0650		0708	0726			0750		0808	
Hampden Park (HMD) 4 d				0550	0554	0627		0654			0730			0754			
Pevensey & Westham (PEV) d				0555	0600	0632		0700			0735			0800			
Pevensey Bay (PEB) d																	
Normans Bay (NSB) d											0739						
Cooden Beach (COB) d					0607	0639		0707		0721	0743			0807		0821	
Collington (CLL) d					0610			0710		0724	0747			0810		0824	
Bexhill (BEX) 4 d		0544		0607c	0613	0644		0713		0727	0750			0813		0827	
St Leonards Warrior Sq (SLQ) 4 d		0551		0614	0621	0651		0721		0734	0757			0821		0834	
Hastings (HGS) 4 a		0554		0617	0624	0654		0724		0737	0800			0824		0837	
Hastings (HGS) 4 d	0520	0554		0617	0625	0654		0725		0738	0801			0825		0838	
Ore (ORE) d	0524	0558a		0621a	0628	0658a		0728		0741a	0804a			0828		0841a	
Three Oaks (TOK) d	0530				0635			0735						0835			
Doleham (DLH) d	0533																
Winchelsea (WSE) d	0539				0643			0743						0843			
Rye (RYE) a	0543				0647			0747						0847			
Rye (RYE) d	0544				0648			0748						0848			
Appledore (Kent) (APD) d	0553				0657			0757						0857			
Ham Street (HMT) d	0558				0702			0802						0902			
Ashford International (AFK) 6 a	0606				0710			0810						0910			

NOTES (see introductory pages for explanation of train operator codes and standard symbols)

- a Arrival time
d Departure time
c Arrives 4 minutes earlier

- A Change at Hampden Park for stations beyond Eastbourne
B Also calls at Purley 0556, Redhill 0605, Earlswood (Surrey) 0608, Salfords 0611 and Horley 0615

London, Croydon, Gatwick Airport and Brighton to Lewes, Seaford, Eastbourne, Hastings and Ashford

Saturdays

Operator Days of operation/Notes 1st Class/Reservations/Bus/Ferry	SN 1	SN	SN 1	SN	SN A 1	SN	SN	SN 1	SN	SN 1	SN	SN 1	SN	SN A 1	SN	SN A 1	SN
London Victoria (VIC) 10 d	0654				0724					0754				0824			
Clapham Junction (CLJ) 10 d	0701				0731					0801				0831			
East Croydon (ECR) 10 d	0710				0740					0810				0840			
Gatwick Airport (GTW) 10 d	0726				0756					0826				0856			
Three Bridges (TBD) 4 d																	
Haywards Heath (HHE) 3 d	0738				0808					0838				0908			
Wivelsfield (WVF) 4 d	0742				0812					0842				0912			
Plumpton (PMP) d	0749									0849							
Cooksbridge (CBR) d					0821									0921			
Brighton (BTN) 10 d			0756	0806				0826	0836			0856		0906			0926
London Road (Brighton) (LRB) d			0759	0809					0839			0859		0909			
Moulsecoomb (MCB) d			0802	0812					0842			0902		0912			
Falmer (FMR) d			0806	0816				0833	0846			0906		0915			0933
Lewes (LWS) 4 a	0756	←	0813	0823	0826	←		0840	0853	0856	←	0913		0923	0926	←	0940
Lewes (LWS) 4 d	0757	0800	0814	0830	0827	0830		0842	0900	0857	0900	0914		0930	0927	0930	0942
Southsea (SEE) d		0806		←					←		0906			←			
Newhaven Town (NVN) d		0811				0840					0911				0940		
Newhaven Harbour (NVH) d						0841									0941		
Bishopstone (BIP) d		0816				0845					0916				0945		
Seaford (SEF) a		0819				0848					0919				0948		
Glynde (GLY) d			0819									0919					
Berwick (BRK) d			0825									0925					
Polegate (PLG) d	0809		0831		0839			0854		0909		0931			0939		0954
Hampden Park (HMD) 4 d	0815		0835		0844			0900				0935			0947		1000
Eastbourne (EBN) 4 a	0820		0840		0849			0904		0919		0940			0953		1004
Eastbourne (EBN) 4 d	0825						0850	0908		0924			0950				1011
Hampden Park (HMD) 4 d	0829						0854			0928			0954				
Pevensay & Westham (PEV) d	0834						0900			0933			1000				
Pevensay Bay (PEB) d																	
Normans Bay (NSB) d	0838									0937							
Cooden Beach (COB) d	0842						0907	0921		0941			1007				
Collington (CLL) d	0846						0910	0924		0945			1010				
Bexhill (BEX) 4 d	0849						0913	0927		0948			1013				1026
St Leonards Warrior Sq (SLQ) 4 d	0856						0921	0934		0955			1021				1033
Hastings (HGS) 4 a	0859						0924	0937		0958			1024				1036
Hastings (HGS) 4 d	0900						0925	0938		0959			1025				1037
Ore (ORE) d	0903a						0928	0941a		1002a			1028				1040a
Three Oaks (TOK) d							0935						1035				
Doleham (DLH) d																	
Winchelsea (WSE) d							0943						1043				
Rye (RYE) a							0947						1047				
Rye (RYE) d							0948						1047				
Appledore (Kent) (APD) d							0957						1057				
Ham Street (HMT) d							1002						1102				
Ashford International (AFK) 6 a							1010						1110				

NOTES (see introductory pages for explanation of train operator codes and standard symbols)

a Arrival time
d Departure time

A Change at Hampden Park for stations beyond Eastbourne

London, Croydon, Gatwick Airport and Brighton to Lewes, Seaford, Eastbourne, Hastings and Ashford

Saturdays

Operator Days of operation/Notes 1st Class/Reservations/Bus/Ferry	SN	SN	SN	SN	SN	SN	SN	SN	SN	SN	SN	SN	SN	SN	SN	SN	SN
		1		1			A		1		1		1		A		1
London Victoria (VIC) 10 d		0854					0924				0954					1024	
Clapham Junction (CLJ) 10 d		0901					0931				1001					1031	
East Croydon (ECR) d		0910					0940				1010					1040	
Gatwick Airport (GTW) 10 d		0926					0956				1026					1056	
Three Bridges (TBD) 4 d																	
Haywards Heath (HHE) 3 d		0938					1008				1038					1108	
Wivelsfield (WVF) 4 d		0942					1012				1042					1112	
Plumpton (PMP) d		0949									1049						
Cooksbridge (CBR) d							1021									1121	
Brighton (BTN) 10 d	0936			0956		1006			1026	1036			1056		1106		
London Road (Brighton) (LRB) d	0939			0959		1009				1039			1059		1109		
Moulsecoomb (MCB) d	0942			1002		1012				1042			1102		1112		
Falmer (FMR) d	0946			1006		1016			1033	1046			1106		1116		
Lewes (LWS) 4 a	0953	0956	←	1013		1023	1026	←	1040	1053	1056	←	1113		1123	1126	←
Lewes (LWS) 4 d	1000	0957	1000	1014		1030	1027	1030	1042	1100	1057	1100	1114		1130	1127	1130
Southsea (SEE) d	←		1006			←				←		1106			←		
Newhaven Town (NVN) d			1011					1040				1111					1140
Newhaven Harbour (NVH) d								1041									1141
Bishopstone (BIP) d			1016					1045				1116					1145
Seaford (SEF) a			1019					1048				1119					1148
Glynde (GLY) d				1019									1119				
Berwick (BRK) d				1025									1125				
Polegate (PLG) d		1009		1031			1039		1054		1109		1131			1139	
Hampden Park (HMD) 4 d				1035			1047		1100				1135			1147	
Eastbourne (EBN) 4 a		1017		1040			1051		1104		1117		1140			1151	
Eastbourne (EBN) 4 d		1023			1050				1111		1123			1150			
Hampden Park (HMD) 4 d		1027			1054						1127			1154			
Pevensy & Westham (PEV) d		1032			1100						1132			1200			
Pevensy Bay (PEB) d																	
Normans Bay (NSB) d		1036									1136						
Cooden Beach (COB) d		1041			1107						1141			1207			
Collington (CLL) d		1045			1110						1145			1210			
Bexhill (BEX) 4 d		1048			1113				1126		1148			1213			
St Leonards Warrior Sq (SLQ) 4 d		1055			1121				1133		1155			1221			
Hastings (HGS) 4 a		1058			1124				1136		1158			1224			
Hastings (HGS) 4 d		1100			1125				1137		1159			1225			
Ore (ORE) d		1103a			1128				1140a		1202a			1228			
Three Oaks (TOK) d					1135									1235			
Doleham (DLH) d																	
Winchelsea (WSE) d					1143									1243			
Rye (RYE) a					1147									1247			
Rye (RYE) d					1148									1248			
Appledore (Kent) (APD) d					1157									1257			
Ham Street (HMT) d					1202									1302			
Ashford International (AFK) 6 a					1210									1310			

NOTES (see introductory pages for explanation of train operator codes and standard symbols)

a Arrival time
d Departure time

A Change at Hampden Park for stations beyond Eastbourne

London, Croydon, Gatwick Airport and Brighton to Lewes, Seaford, Eastbourne, Hastings and Ashford

Saturdays

Operator Days of operation/Notes 1st Class/Reservations/Bus/Ferry	SN 1	SN	SN 1	SN	SN 1	SN	SN	SN A 1	SN	SN 1	SN	SN 1	SN	SN 1	SN	SN A 1
London Victoria (VIC) 10 d			1054					1124				1154				1224
Clapham Junction (CLJ) 10 d			1101					1131				1201				1231
East Croydon (ECR) d			1110					1140				1210				1240
Gatwick Airport (GTW) 10 d			1126					1156				1226				1256
Three Bridges (TBD) 4 d																
Haywards Heath (HHE) 3 d			1138					1208				1238				1308
Wivelsfield (WVF) 4 d			1142					1212				1242				1312
Plumpton (PMP) d			1149									1249				
Cooksbridge (CBR) d								1221								1321
Brighton (BTN) 10 d	1126	1136			1156		1206			1226	1236			1256	1306	
London Road (Brighton) (LRB) d		1139			1159		1209				1239			1259	1309	
Moulsecomb (MCB) d		1142			1202		1212							1302	1312	
Falmer (FMR) d	1133	1146			1206		1216			1233	1246			1306	1316	
Lewes (LWS) 4 a	1140	1153	1156		1213		1223	1226		1240	1253	1256		1313	1323	1326
Lewes (LWS) 4 d	1142	1200	1157	1200	1214		1230	1227	1230	1242	1300	1257	1300	1314	1330	1327
Southsea (SEE) d				1206									1306			
Newhaven Town (NVN) d				1211					1240				1311			
Newhaven Harbour (NVH) d									1241							
Bishopstone (BIP) d				1216					1245				1316			
Seaford (SEF) a				1219					1248				1319			
Glynde (GLY) d					1219									1319		
Berwick (BRK) d					1225									1325		
Polegate (PLG) d	1154		1209		1231			1239		1254		1309		1331		1339
Hampden Park (HMD) 4 d	1200				1235			1247		1300				1335		1347
Eastbourne (EBN) 4 a	1204		1217		1240			1251		1304		1317		1340		1351
Eastbourne (EBN) 4 d	1212		1223			1250				1311		1323			1350	
Hampden Park (HMD) 4 d			1227			1254						1327			1354	
Pevensy & Westham (PEV) d			1232			1300						1332			1400	
Pevensy Bay (PEB) d																
Normans Bay (NSB) d			1236									1336				
Cooden Beach (COB) d			1241			1307						1341			1407	
Collington (CLL) d			1245			1310						1345			1410	
Bexhill (BEX) 4 d	1226		1248			1313				1326		1348			1413	
St Leonards Warrior Sq (SLQ) 4 d	1233		1255			1321				1333		1355			1421	
Hastings (HGS) 4 a	1236		1258			1324				1336		1358			1424	
Hastings (HGS) 4 d	1237		1259			1325				1337		1400			1425	
Ore (ORE) d	1240a		1302a			1328				1340a		1403a			1428	
Three Oaks (TOK) d						1335									1435	
Doleham (DLH) d																
Winchelsea (WSE) d						1343									1443	
Rye (RYE) a						1347									1447	
Rye (RYE) d						1348									1448	
Appledore (Kent) (APD) d						1357									1457	
Ham Street (HMT) d						1402									1502	
Ashford International (AFK) 6 a						1410									1510	

NOTES (see introductory pages for explanation of train operator codes and standard symbols)

a Arrival time
d Departure time

A Change at Hampden Park for stations beyond Eastbourne

London, Croydon, Gatwick Airport and Brighton to Lewes, Seaford, Eastbourne, Hastings and Ashford

Saturdays

Operator Days of operation/Notes 1st Class/Reservations/Bus/Ferry	SN	SN	SN	SN	SN	SN	SN	SN	SN	SN	SN	SN	SN	SN	SN	SN	SN
		1		1		1			A		1		1		1		
London Victoria (VIC) 10 d				1254					1324				1354				
Clapham Junction (CLJ) 10 d				1301					1331				1401				
East Croydon (ECR) d				1310					1340				1410				
Gatwick Airport (GTW) 10 d				1326					1356				1426				
Three Bridges (TBD) 4 d																	
Haywards Heath (HHE) 3 d				1338					1408				1438				
Wivelsfield (WVF) 4 d				1342					1412				1442				
Plumpton (PMP) d				1349									1449				
Cooksbridge (CBR) d									1421								
Brighton (BTN) 10 d		1326	1336			1356		1406			1426	1436			1456		1506
London Road (Brighton) (LRB) d			1339			1359		1409				1439			1459		1509
Moulsecoomb (MCB) d			1342			1402		1412				1442			1502		1512
Falmer (FMR) d		1333	1346			1406		1416			1433	1446			1506		1516
Lewes (LWS) 4 a		1340	1353	1356		1413		1423	1426		1440	1453	1456		1513		1523
Lewes (LWS) 4 d	1330	1342	1400	1357	1400	1414		1430	1427	1430	1442	1500	1457	1500	1514		1530
Southsea (SEE) d					1406									1506			
Newhaven Town (NVN) d	1340				1411					1440				1511			
Newhaven Harbour (NVH) d	1341									1441							
Bishopstone (BIP) d	1345				1416					1445				1516			
Seaford (SEF) a	1348				1419					1448				1519			
Glynde (GLY) d						1419									1519		
Berwick (BRK) d						1425									1525		
Polegate (PLG) d		1354		1409		1431			1439		1454		1509		1531		
Hampden Park (HMD) 4 d		1400				1435			1447		1500				1535		
Eastbourne (EBN) 4 a		1404		1417		1440			1451		1504		1519		1540		
Eastbourne (EBN) 4 d		1411		1423			1450				1508		1525			1550	
Hampden Park (HMD) 4 d				1427			1454						1529			1554	
Pevensy & Westham (PEV) d				1432			1500						1534			1600	
Pevensy Bay (PEB) d																	
Normans Bay (NSB) d				1436									1538				
Cooden Beach (COB) d				1441			1507				1521		1542			1607	
Collington (CLL) d				1445			1510				1524		1546			1610	
Bexhill (BEX) 4 d		1426		1448			1513				1527		1549			1613	
St Leonards Warrior Sq (SLQ) 4 d		1433		1455			1521				1534		1556			1621	
Hastings (HGS) 4 a		1436		1458			1524				1537		1559			1624	
Hastings (HGS) 4 d		1437		1459			1525				1538		1600			1625	
Ore (ORE) d		1440a		1502a			1528				1541a		1603a			1628	
Three Oaks (TOK) d							1535									1635	
Doleham (DLH) d																	
Winchelsea (WSE) d							1543									1643	
Rye (RYE) a							1547									1647	
Rye (RYE) d							1548									1648	
Appledore (Kent) (APD) d							1557									1657	
Ham Street (HMT) d							1602									1702	
Ashford International (AFK) 6 a							1610									1710	

NOTES (see introductory pages for explanation of train operator codes and standard symbols)

a Arrival time
d Departure time

A Change at Hampden Park for stations beyond Eastbourne

London, Croydon, Gatwick Airport and Brighton to Lewes, Seaford, Eastbourne, Hastings and Ashford

Saturdays

Operator Days of operation/Notes 1st Class/Reservations/Bus/Ferry	SN A □	SN □	SN □	SN □	SN □	SN □	SN □	SN □	SN □	SN A □	SN □	SN □	SN □	SN □	SN □	SN □	SN □
London Victoria (VIC) 10 d	1424				1454					1524					1554		
Clapham Junction (CLJ) 10 d	1431				1501					1531					1601		
East Croydon (ECR) d	1440				1510					1540					1610		
Gatwick Airport (GTW) 10 d	1456				1526					1556					1626		
Three Bridges (TBD) 4 d																	
Haywards Heath (HHE) 3 d	1508				1538					1608					1638		
Wivelsfield (WVF) 4 d	1512				1542					1612					1642		
Plumpton (PMP) d					1549										1649		
Cooksbridge (CBR) d	1521									1621							
Brighton (BTN) 10 d			1526	1536			1556		1606			1626	1636			1656	
London Road (Brighton) (LRB) d				1539			1559		1609				1639			1659	
Moulsecroomb (MCB) d				1542			1602		1612				1642			1702	
Falmer (FMR) d			1533	1546			1606		1616			1633	1646			1706	
Lewes (LWS) 4 a	1526	←	1540	1553	1556	←	1613		1623	1626	←	1640	1653	1656	←	1713	
Lewes (LWS) 4 d	1527	1530	1542	1600	1557	1600	1614		1630	1627	1630	1642	1700	1657	1700	1714	
Southase (SEE) d				←		1606			←				←		1706		
Newhaven Town (NVN) d		1540				1611					1640				1711		
Newhaven Harbour (NVH) d		1541									1641						
Bishopstone (BIP) d		1545				1616					1645				1716		
Seaford (SEF) a		1548				1619					1648				1719		
Glynde (GLY) d							1619									1719	
Berwick (BRK) d							1625									1725	
Polegate (PLG) d	1539		1554		1609		1631			1639		1654		1709		1731	
Hampden Park (HMD) 4 d	1547		1600				1635			1647		1700				1735	
Eastbourne (EBN) 4 a	1551		1604		1619		1640			1651		1704		1719		1740	
Eastbourne (EBN) 4 d			1608		1625			1650				1708		1725			1750
Hampden Park (HMD) 4 d					1629			1654						1729			1754
Pevensey & Westham (PEV) d					1634			1700						1734			1800
Pevensey Bay (PEB) d																	
Normans Bay (NSB) d					1638									1738			
Cooden Beach (COB) d			1621		1642			1707				1721		1742			1807
Collington (CLL) d			1624		1646			1710				1724		1746			1810
Bexhill (BEX) 4 d			1627		1649			1713				1727		1749			1813
St Leonards Warrior Sq (SLQ) 4 d			1634		1656			1721				1734		1756			1821
Hastings (HGS) 4 a			1637		1659			1724				1737		1759			1824
Hastings (HGS) 4 d			1638		1700			1725				1738		1800			1825
Ore (ORE) d			1641a		1703a			1728				1741a		1803a			1828
Three Oaks (TOK) d								1735									1835
Doleham (DLH) d																	
Winchelsea (WSE) d								1743									1843
Rye (RYE) a								1747									1847
Rye (RYE) d								1748									1848
Appledore (Kent) (APD) d								1757									1857
Ham Street (HMT) d								1802									1902
Ashford International (AFK) 6 a								1810									1910

NOTES (see introductory pages for explanation of train operator codes and standard symbols)

a Arrival time
d Departure time

A Change at Hampden Park for stations beyond Eastbourne

London, Croydon, Gatwick Airport and Brighton to Lewes, Seaford, Eastbourne, Hastings and Ashford

Saturdays

Operator Days of operation/Notes 1st Class/Reservations/Bus/Ferry	SN	SN A □	SN □	SN □	SN □	SN □	SN □	SN □	SN □	SN □	SN A □	SN □	SN □	SN □	SN □	SN □	SN □
London Victoria (VIC) 10 d		1624				1654					1724				1754		
Clapham Junction (CLJ) 10 d		1631				1701					1731				1801		
East Croydon (ECR) d		1640				1710					1740				1810		
Gatwick Airport (GTW) 10 d		1656				1726					1756				1826		
Three Bridges (TBD) 4 d																	
Haywards Heath (HHE) 3 d		1708				1738					1808				1838		
Wivelsfield (WVF) 4 d		1712				1742					1812				1842		
Plumpton (PMP) d						1749									1849		
Cooksbridge (CBR) d		1721									1821						
Brighton (BTN) 10 d	1706			1726	1736			1756		1806			1826	1836			1856
London Road (Brighton) (LRB) d	1709				1739			1759		1809				1839			1859
Moulsecroomb (MCB) d	1712				1742			1802		1812				1842			1902
Falmer (FMR) d	1716			1733	1746			1806		1816			1833	1846			1906
Lewes (LWS) 4 a	1723	1726		1740	1753	1756		1813		1823	1826		1840	1853	1856		1913
Lewes (LWS) 4 d	1730	1727	1730	1742	1800	1757	1800	1814		1830	1827	1830	1842	1900	1857	1900	1914
Southsea (SEE) d							1806									1906	
Newhaven Town (NVN) d			1740				1811					1840				1911	
Newhaven Harbour (NVH) d			1741									1841					
Bishopstone (BIP) d			1745				1816					1845				1916	
Seaford (SEF) a			1748				1819					1848				1919	
Glynde (GLY) d							1819										1919
Berwick (BRK) d							1825										1925
Polegate (PLG) d		1739		1754		1809		1831			1839		1854		1909		1931
Hampden Park (HMD) 4 d		1747		1800				1835			1847		1900				1935
Eastbourne (EBN) 4 a		1751		1804		1819		1840			1851		1904		1917		1940
Eastbourne (EBN) 4 d				1808		1825			1850				1912		1923		
Hampden Park (HMD) 4 d						1829			1854						1927		
Pevensy & Westham (PEV) d						1834			1900						1932		
Pevensy Bay (PEB) d																	
Normans Bay (NSB) d						1838									1936		
Cooden Beach (COB) d				1821		1842			1907						1941		
Collington (CLL) d				1824		1846			1910						1945		
Bexhill (BEX) 4 d				1827		1849			1913				1926		1948		
St Leonards Warrior Sq (SLQ) 4 d				1834		1856			1921				1933		1955		
Hastings (HGS) 4 a				1837		1859			1924				1936		1958		
Hastings (HGS) 4 d				1838		1900			1925				1937		2000		
Ore (ORE) d				1841a		1903a			1928				1940a		2003a		
Three Oaks (TOK) d									1935								
Doleham (DLH) d																	
Winchelsea (WSE) d									1943								
Rye (RYE) a									1947								
Rye (RYE) d									1948								
Appledore (Kent) (APD) d									1957								
Ham Street (HMT) d									2002								
Ashford International (AFK) 6 a									2010								


























NOTES (see introductory pages for explanation of train operator codes and standard symbols)

a Arrival time
d Departure time

A Change at Hampden Park for stations beyond Eastbourne

London, Croydon, Gatwick Airport and Brighton to Lewes, Seaford, Eastbourne, Hastings and Ashford

Saturdays

Operator Days of operation/Notes 1st Class/Reservations/Bus/Ferry	SN	SN	SN A 1	SN 1	SN 1	SN 1	SN 1	SN 1	SN 1	SN 1	SN 1	SN A 1	SN 1	SN 1	SN 1	SN 1
London Victoria (VIC)  d			1824				1854					1924				1954
Clapham Junction (CLJ)  d			1831				1901					1931				2001
East Croydon (ECR)  d			1840				1910					1940				2010
Gatwick Airport (GTW)  d			1856				1926					1956				2026
Three Bridges (TBD)  d																
Haywards Heath (HHE)  d			1908				1938					2008				2038
Wivelsfield (WVF)  d			1912				1942					2012				2042
Plumpton (PMP) d							1949									2049
Cooksbridge (CBR) d			1921									2021				
Brighton (BTN)  d		1906			1926	1936			1956		2006			2026	2036	
London Road (Brighton) (LRB) d		1909				1939			1959		2009				2039	
Moulsecoomb (MCB) d		1912				1942			2002		2012				2042	
Falmer (FMR) d		1916			1933	1946			2006		2016			2033	2046	
Lewes (LWS)  a		1923	1926		1940	1953	1956		2013		2023	2026		2040	2053	2056
Lewes (LWS)  d		1930	1927	1930	1942	2000	1957	2000	2014		2030	2027	2030	2042	2100	2057
Southsea (SEE) d								2006								2106
Newhaven Town (NVN) d				1940				2011					2040			2111
Newhaven Harbour (NVH) d				1941									2041			
Bishopstone (BIP) d				1945				2016					2045			2116
Seaford (SEF) a				1948				2019					2048			2119
Glynde (GLY) d									2019							
Berwick (BRK) d									2025							
Polegate (PLG) d			1939		1954		2009		2031			2040		2054		2109
Hampden Park (HMD)  d			1947		2000				2035			2047		2100		
Eastbourne (EBN)  a			1951		2004		2017		2040			2052		2104		2117
Eastbourne (EBN)  d	1950				2011		2023			2050				2111		2123
Hampden Park (HMD)  d	1954						2027			2054						2127
Pevensey & Westham (PEV) d	2000						2032			2100						2132
Pevensey Bay (PEB) d																
Normans Bay (NSB) d							2036									2136
Cooden Beach (COB) d	2007						2041			2107						2141
Collington (CLL) d	2010						2045			2110						2145
Bexhill (BEX)  d	2013				2026		2048			2113				2126		2148
St Leonards Warrior Sq (SLQ)  d	2021				2033		2055			2121				2133		2155
Hastings (HGS)  a	2024				2036		2058			2124				2136		2158
Hastings (HGS)  d	2025				2037		2059			2125				2137		2159
Ore (ORE) d	2028				2040a		2102a			2128				2140a		2202a
Three Oaks (TOK) d	2035									2135						
Doleham (DLH) d																
Winchelsea (WSE) d	2043									2143						
Rye (RYE) a	2047									2147						
Rye (RYE) d	2048									2148						
Appledore (Kent) (APD) d	2057									2157						
Ham Street (HMT) d	2102									2202						
Ashford International (AFK)  a	2110									2210						

NOTES (see introductory pages for explanation of train operator codes and standard symbols)

a Arrival time
d Departure time

A Change at Hampden Park for stations beyond Eastbourne

London, Croydon, Gatwick Airport and Brighton to Lewes, Seaford, Eastbourne, Hastings and Ashford

Saturdays

Operator Days of operation/Notes 1st Class/Reservations/Bus/Ferry	SN 1	SN	SN	SN A 1	SN 1	SN 1	SN 1	SN 1	SN 1	SN 1	SN 1	SN 1	SN 1	SN 1	SN 1	SN 1	SN 1
London Victoria (VIC) 10 d				2024				2054				2124				2154	
Clapham Junction (CLJ) 10 d				2031				2101				2131				2201	
East Croydon (ECR) d				2040				2110				2140				2210	
Gatwick Airport (GTW) 10 d				2056				2126				2156				2226	
Three Bridges (TBD) 4 d																	
Haywards Heath (HHE) 3 d				2108				2138				2208				2238	
Wivelsfield (WVF) 4 d				2112				2142				2212				2242	
Plumpton (PMP) d								2149								2249	
Cooksbridge (CBR) d				2121								2221					
Brighton (BTN) 10 d	2056		2106			2126	2136			2156	2206			2226	2236		
London Road (Brighton) (LRB) d	2059		2109				2139			2159	2209				2239		
Moulsecoomb (MCB) d	2102		2112				2142			2202	2212				2242		
Falmer (FMR) d	2106		2116			2133	2146			2206	2216			2234	2246		
Lewes (LWS) 4 a	2113		2123	2126		2140	2153	2156		2213	2223	2226		2241	2253	2256	
Lewes (LWS) 4 d	2114		2130	2127	2130	2142	2200	2157	2200	2214	2230	2227	2230	2242	2302	2257	2302
Southsea (SEE) d									2206							2308	
Newhaven Town (NVN) d					2140				2211				2240			2313	
Newhaven Harbour (NVH) d					2141								2241				
Bishopstone (BIP) d					2145				2216				2245				2317
Seaford (SEF) a					2148				2219				2248				2321
Glynde (GLY) d	2119									2219							
Berwick (BRK) d	2125									2225							
Polegate (PLG) d	2131			2139		2154		2209		2231		2239		2254		2309	
Hampden Park (HMD) 4 d	2135			2147		2200				2235		2247		2259			
Eastbourne (EBN) 4 a	2140			2151		2204		2217		2240		2253		2303		2318	
Eastbourne (EBN) 4 d		2150				2211		2223						2307		2324	
Hampden Park (HMD) 4 d		2154						2227								2328	
Pevensey & Westham (PEV) d		2200						2232								2333	
Pevensey Bay (PEB) d																	
Normans Bay (NSB) d								2236								2337	
Cooden Beach (COB) d		2207						2241								2341	
Collington (CLL) d		2210						2245								2345	
Bexhill (BEX) 4 d		2213				2226		2248						2323		2348	
St Leonards Warrior Sq (SLQ) 4 d		2220				2232		2255						2331		2355	
Hastings (HGS) 4 a		2224				2235		2259						2334		2358	
Hastings (HGS) 4 d		2224				2236								2335			
Ore (ORE) d		2228				2239a								2338a			
Three Oaks (TOK) d		2234															
Doleham (DLH) d		2237															
Winchelsea (WSE) d		2243															
Rye (RYE) a		2247															
Rye (RYE) d		2248															
Appledore (Kent) (APD) d		2257															
Ham Street (HMT) d		2302															
Ashford International (AFK) 6 a		2310															






NOTES (see introductory pages for explanation of train operator codes and standard symbols)

a Arrival time
d Departure time

A Change at Hampden Park for stations beyond Eastbourne

London, Croydon, Gatwick Airport and Brighton to Lewes, Seaford, Eastbourne, Hastings and Ashford

Saturdays

Operator Days of operation/Notes 1st Class/Reservations/Bus/Ferry	SN	SN	SN	SN	SN	SN	SN	SN
		1		1	1		1	SUM
London Victoria (VIC)  10 d		2216			2246		2316	0002
Clapham Junction (CLJ) 10 d		2223			2253		2323	0010
East Croydon (ECR)  d		2233			2304		2334	0024
Gatwick Airport (GTW)  10 d		2249			2321		2354	0044
Three Bridges (TBD) 4 d		2253						0050
Haywards Heath (HHE) 3 d		2309			2335		0015	0108
Wivelsfield (WVF) 4 d		2313			2339		0019	
Plumpton (PMP) d					2346			
Cooksbridge (CBR) d		2322			2350			
Brighton (BTN) 10 d	2306			2332		2341		
London Road (Brighton) (LRB) d	2309					2344		
Moulsecroomb (MCB) d	2312					2347		
Falmer (FMR) d	2316			2339		2351		
Lewes (LWS) 4 a	2323	2327		2346	2355	2358	0031	0123
Lewes (LWS) 4 d	2331	2328	2331	2347	2356	2359	0031	0123
Southsea (SEE) d						0005		
Newhaven Town (NVN) d			2340			0010		
Newhaven Harbour (NVH) d			2342			0012		
Bishopstone (BIP) d			2345			0015		
Seaford (SEF) a			2349			0019		
Glynde (GLY) d				2352				
Berwick (BRK) d				2358	0005			
Polegate (PLG) d		2340		0003	0010		0043s	0135s
Hampden Park (HMD) 4 d		2346		0008	0015		0048s	0140s
Eastbourne (EBN) 4 a		2351		0012	0019		0052	0144
Eastbourne (EBN) 4 d					0024			
Hampden Park (HMD) 4 d								
Pevensey & Westham (PEV) d					0032			
Pevensey Bay (PEB) d								
Normans Bay (NSB) d								
Cooden Beach (COB) d					0038			
Collington (CLL) d					0042			
Bexhill (BEX) 4 d					0045			
St Leonards Warrior Sq (SLQ) 4 d					0051			
Hastings (HGS) 4 a					0054			
Hastings (HGS) 4 d								
Ore (ORE) d								
Three Oaks (TOK) d								
Doleham (DLH) d								
Winchelsea (WSE) d								
Rye (RYE) a								
Rye (RYE) d								
Appledore (Kent) (APD) d								
Ham Street (HMT) d								
Ashford International (AFK) 6 a								

NOTES (see introductory pages for explanation of train operator codes and standard symbols)

a Arrival time
d Departure time
s Stops to set down only

SUM Sunday mornings

London, Croydon, Gatwick Airport and Brighton to Lewes, Seaford, Eastbourne, Hastings and Ashford

Sundays

Operator 1st Class/Reservations/Bus/Ferry	SN	SN I	SN I	SN I	SN	SN	SN I	SN I	SN I	SN	SN	SN I	SN I	SN I	SN	SN I	SN I	SN I	SN
London Victoria (VIC)	10 d																		0846
Clapham Junction (CLJ)	10 d																		0853
East Croydon (ECR)	d																		0902
Gatwick Airport (GTW)	10 d																		0918
Three Bridges (TBD)	4 d																		
Haywards Heath (HHE)	3 d																		0930
Wivelsfield (WVF)	4 d																		0934
Plumpton (PMP)	d																		0941
Cooksbridge (CBR)	d																		0945
Brighton (BTN)	10 d	0655		0705		0715	0731	0748	0758		0817	0831	0848	0858		0917			0948
London Road (Brighton) (LRB)	d	0658				0718	0734	0751			0820	0834	0851			0920			0951
Moulsecoomb (MCB)	d	0701				0721	0737	0754			0823	0837	0854			0923			0954
Falmer (FMR)	d	0704		0712		0725	0741	0758	0805		0827	0841	0858	0905		0927			0958
Lewes (LWS)	4 a	0712		0719		0732	0748	0805	0812		0834	0848	0905	0912		0934	0950		1005
Lewes (LWS)	4 d			0720		0733	0751	0806	0813		0835	0851	0906	0913		0935	0951		1006
Southeast (SEE)	d							0812					0912						1012
Newhaven Town (NVN)	d					0742		0817			0844					0944			1017
Newhaven Harbour (NVH)	d					0744					0846					0946			
Bishopstone (BIP)	d					0747		0821			0849		0921			0949			1021
Seaford (SEF)	a					0751		0825			0853		0925			0953			1025
Glynde (GLY)	d			0725					0818					0918					
Berwick (BRK)	d			0731					0824					0924					
Polegate (PLG)	d			0737			0803		0830			0903		0930				1003	
Hampden Park (HMD)	4 d			0741					0834					0934					
Eastbourne (EBN)	4 a			0746			0811		0839				0911			0939			1011
Eastbourne (EBN)	4 d			0726		0750		0817			0850		0917			0950			1017
Hampden Park (HMD)	4 d			0730		0754		0821			0854		0921			0954			1021
Pevensey & Westham (PEV)	d			0735		0800		0826			0900		0926			1000			1026
Pevensey Bay (PEB)	d																		
Normans Bay (NSB)	d						0831					0931							1031
Cooden Beach (COB)	d			0742		0807		0835			0907		0935			1007			1035
Collington (CLL)	d			0745		0810		0839			0910		0939			1010			1038
Bexhill (BEX)	4 d			0748		0813		0842			0913		0942			1013			1042
St Leonards Warrior Sq (SLQ)	4 d			0755		0821		0850			0921		0950			1021			1050
Hastings (HGS)	4 a			0758		0824		0853			0924		0953			1024			1053
Hastings (HGS)	4 d	0724		0759		0825		0854			0925		0954			1025			1054
Ore (ORE)	d	0728		0802a		0828		0857a			0928		0957a			1028			1057a
Three Oaks (TOK)	d	0734				0835					0935					1035			
Doleham (DLH)	d	0737																	
Winchelsea (WSE)	d	0743				0843					0943					1043			
Rye (RYE)	a	0747				0847					0947					1047			
Rye (RYE)	d	0748				0848					0948					1048			
Appledore (Kent) (APD)	d	0757				0857					0957					1057			
Ham Street (HMT)	d	0802				0902					1002					1102			
Ashford International (AFK)	6 a	0810				0910					1010					1110			

NOTES (see introductory pages for explanation of train operator codes and standard symbols)

a Arrival time
d Departure time

London, Croydon, Gatwick Airport and Brighton to Lewes, Seaford, Eastbourne, Hastings and Ashford

Sundays

Operator 1st Class/Reservations/Bus/Ferry	SN □	SN	SN	SN □	SN	SN □	SN	SN	SN □	SN	SN □	SN	SN	SN □	SN	SN □	SN	SN
London Victoria (VIC)	10 d			0946					1046					1146				
Clapham Junction (CLJ)	10 d			0953					1053					1153				
East Croydon (ECR)	d			1002					1102					1202				
Gatwick Airport (GTW)	10 d			1018					1118					1218				
Three Bridges (TBD)	4 d																	
Haywards Heath (HHE)	3 d			1030					1130					1230				
Wivelsfield (WVF)	4 d			1034					1134					1234				
Plumpton (PMP)	d			1041					1141					1241				
Cooksbridge (CBR)	d			1045					1145					1245				
Brighton (BTN)	10 d	0958		1017	1048	1058		1117	1148	1158		1217		1248	1258		1318	
London Road (Brighton) (LRB)	d			1020	1051			1120	1151			1220		1251			1321	
Moulsecoomb (MCB)	d			1023	1054			1123	1154			1223		1254			1324	
Falmer (FMR)	d	1005		1027	1058	1105		1127	1158	1205		1227		1258	1305		1328	
Lewes (LWS)	4 a	1012		1034	1050	1112		1134	1150	1205	1212		1234	1250	1305	1312	1335	
Lewes (LWS)	4 d	1013		1035	1051	1106	1113		1135	1151	1206	1213		1235	1251	1306	1313	1336
Southeast (SEE)	d				1112				1212					1312				
Newhaven Town (NVN)	d			1044	1117			1144	1217				1244		1317		1345	
Newhaven Harbour (NVH)	d			1046				1146					1246				1347	
Bishopstone (BIP)	d			1049	1121			1149	1221				1249		1321		1350	
Seaford (SEF)	a			1053	1125			1153	1225				1253		1325		1354	
Glynde (GLY)	d	1018				1118				1218					1318			
Berwick (BRK)	d	1024				1124				1224					1324			
Polegate (PLG)	d	1030		1103		1130			1203				1303		1330			
Hampden Park (HMD)	4 d	1034				1134				1234				1334				
Eastbourne (EBN)	4 a	1039		1111		1139			1211				1311		1339			
Eastbourne (EBN)	4 d		1050	1117			1150		1217			1250		1317			1350	
Hampden Park (HMD)	4 d		1054	1121			1154		1221			1254		1321			1354	
Pevensey & Westham (PEV)	d		1100	1126			1200		1226			1300		1326			1400	
Pevensey Bay (PEB)	d																	
Normans Bay (NSB)	d			1131					1231					1331				
Cooden Beach (COB)	d		1107	1135			1207		1235			1307		1335			1407	
Collington (CLL)	d		1110	1138			1210		1238			1310		1338			1410	
Bexhill (BEX)	4 d		1113	1142			1213		1242			1313		1342			1413	
St Leonards Warrior Sq (SLQ)	4 d		1121	1150			1221		1250			1321		1350			1421	
Hastings (HGS)	4 a		1124	1153			1224		1253			1324		1353			1424	
Hastings (HGS)	4 d		1125	1154			1225		1254			1325		1354			1425	
Ore (ORE)	d		1129	1157a			1228		1257a			1328		1357a			1428	
Three Oaks (TOK)	d		1135				1235					1335					1435	
Doleham (DLH)	d																	
Winchelsea (WSE)	d		1143				1243					1343					1443	
Rye (RYE)	a		1147				1247					1347					1447	
Rye (RYE)	d		1148				1248					1348					1448	
Appledore (Kent) (APD)	d		1157				1257					1357					1457	
Ham Street (HMT)	d		1202				1302					1402					1502	
Ashford International (AFK)	6 a		1210				1310					1410					1510	

NOTES (see introductory pages for explanation of train operator codes and standard symbols)

a Arrival time
d Departure time

London, Croydon, Gatwick Airport and Brighton to Lewes, Seaford, Eastbourne, Hastings and Ashford

Sundays

Operator 1st Class/Reservations/Bus/Ferry	SN 1	SN	SN 1	SN	SN	SN 1	SN	SN 1	SN	SN 1	SN	SN 1	SN	SN 1	SN	SN 1	SN	SN 1
London Victoria (VIC)	10 d	1246				1346						1446					1546	
Clapham Junction (CLJ)	10 d	1253				1353						1453					1553	
East Croydon (ECR)	d	1302				1402						1502					1602	
Gatwick Airport (GTW)	10 d	1318				1418						1518					1618	
Three Bridges (TBD)	4 d																	
Haywards Heath (HHE)	3 d	1330				1430						1530					1630	
Wivelsfield (WVF)	4 d	1334				1434						1534					1634	
Plumpton (PMP)	d	1341				1441						1541					1641	
Cooksbridge (CBR)	d	1345				1445						1545					1645	
Brighton (BTN)	10 d		1348	1358		1417		1448	1458		1517		1548	1558		1617		1648
London Road (Brighton) (LRB)	d		1351			1420		1451			1520		1551			1620		1651
Moulsecoomb (MCB)	d		1354			1423		1454			1523		1554			1623		1654
Falmer (FMR)	d		1358	1405		1427		1458	1505		1527		1558	1605		1627		1658
Lewes (LWS)	4 a	1350	1405	1412		1434	1450	1505	1512		1534	1550	1605	1612		1634	1650	1705
Lewes (LWS)	4 d	1351	1406	1413		1435	1451	1506	1513		1535	1551	1606	1613		1635	1651	1706
Southeast (SEE)	d		1412					1512					1612				1712	
Newhaven Town (NVN)	d		1417			1444		1517			1544		1617			1644		1717
Newhaven Harbour (NVH)	d					1446					1546					1646		
Bishopstone (BIP)	d		1421			1449		1521			1549		1621			1649		1721
Seaford (SEF)	a		1425			1453		1525			1553		1625			1653		1725
Glynde (GLY)	d			1418					1518					1618				1718
Berwick (BRK)	d			1424					1524					1624				1724
Polegate (PLG)	d	1403		1430			1503		1530			1603		1630			1703	1730
Hampden Park (HMD)	4 d			1434					1534					1634				1734
Eastbourne (EBN)	4 a	1411		1439			1511		1539			1611		1639			1711	1739
Eastbourne (EBN)	4 d	1417			1450		1517			1550		1617			1650		1717	
Hampden Park (HMD)	4 d	1421			1454		1521			1554		1621			1654		1721	
Pevensey & Westham (PEV)	d	1426			1500		1526			1600		1626			1700		1726	
Pevensey Bay (PEB)	d																	
Normans Bay (NSB)	d	1431					1531					1631					1731	
Cooden Beach (COB)	d	1435			1507		1535			1607		1635			1707		1735	
Collington (CLL)	d	1438			1510		1538			1610		1638			1710		1738	
Bexhill (BEX)	4 d	1442			1513		1542			1613		1642			1713		1742	
St Leonards Warrior Sq (SLQ)	4 d	1450			1521		1550			1621		1650			1721		1750	
Hastings (HGS)	4 a	1453			1524		1553			1624		1653			1724		1753	
Hastings (HGS)	4 d	1454			1525		1554			1625		1654			1725		1754	
Ore (ORE)	d	1457a			1528		1557a			1629		1657a			1728		1757a	
Three Oaks (TOK)	d				1535					1635					1735			
Doleham (DLH)	d																	
Winchelsea (WSE)	d				1543					1643					1743			
Rye (RYE)	a				1547					1647					1747			
Rye (RYE)	d				1548					1648					1748			
Appledore (Kent) (APD)	d				1557					1657					1757			
Ham Street (HMT)	d				1602					1702					1802			
Ashford International (AFK)	6 a				1610					1710					1810			

NOTES (see introductory pages for explanation of train operator codes and standard symbols)

a Arrival time
d Departure time

London, Croydon, Gatwick Airport and Brighton to Lewes, Seaford, Eastbourne, Hastings and Ashford

Sundays

Operator 1st Class/Reservations/Bus/Ferry	SN	SN	SN □	SN	SN □	SN	SN	SN □	SN	SN □	SN	SN □	SN	SN □	SN	SN □	SN	SN □
London Victoria (VIC)	10 d		1646					1746						1846				1946
Clapham Junction (CLJ)	10 d		1653					1753						1853				1953
East Croydon (ECR)	d		1702					1802						1902				2002
Gatwick Airport (GTW)	10 d		1718					1818						1918				2018
Three Bridges (TBD)	4 d																	
Haywards Heath (HHE)	3 d		1730					1830						1930				2030
Wivelsfield (WVF)	4 d		1734					1834						1934				2034
Plumpton (PMP)	d		1741					1841						1941				2041
Cooksbridge (CBR)	d		1745					1845						1945				2045
Brighton (BTN)	10 d		1717		1748	1758		1817		1848	1858		1918		1948	1958		2017
London Road (Brighton) (LRB)	d		1720		1751			1820		1851			1921		1951			2020
Moulsecoomb (MCB)	d		1723		1754			1823		1854			1924		1954			2023
Falmer (FMR)	d		1727		1758	1805		1827		1858	1905		1928		1958	2005		2027
Lewes (LWS)	4 a		1734	1750	1805	1812		1834	1850	1905	1912		1935	1950	2005	2012	2034	2050
Lewes (LWS)	4 d		1735	1751	1806	1813		1835	1851	1906	1913		1936	1951	2006	2013	2035	2051
Southeast (SEE)	d				1812					1912					2012			
Newhaven Town (NVN)	d		1744		1817			1844		1919			1945		2017			2044
Newhaven Harbour (NVH)	d		1746					1846					1947					2046
Bishopstone (BIP)	d		1749		1821			1849		1923			1950		2021			2049
Seaford (SEF)	a		1753		1825			1853		1927			1954		2025			2053
Glynde (GLY)	d				1818					1918						2018		
Berwick (BRK)	d				1824					1924						2024		
Polegate (PLG)	d			1803	1830			1903		1930			2003		2030			2103
Hampden Park (HMD)	4 d				1834					1934					2034			
Eastbourne (EBN)	4 a			1811	1839			1911		1939			2011		2039			2111
Eastbourne (EBN)	4 d	1750		1817			1850	1917			1950		2017			2050		2117
Hampden Park (HMD)	4 d	1754		1821			1854	1921			1954		2021			2054		2121
Pevensey & Westham (PEV)	d	1800		1826			1900	1926			2000		2026			2100		2126
Pevensey Bay (PEB)	d																	
Normans Bay (NSB)	d			1831				1931					2031					2131
Cooden Beach (COB)	d	1807		1835			1907	1935			2007		2035			2107		2135
Collington (CLL)	d	1810		1838			1910	1938			2010		2038			2110		2138
Bexhill (BEX)	4 d	1813		1842			1913	1942			2013		2042			2113		2142
St Leonards Warrior Sq (SLQ)	4 d	1821		1850			1921	1950			2021		2050			2120		2150
Hastings (HGS)	4 a	1824		1853			1924	1953			2024		2053			2124		2153
Hastings (HGS)	4 d	1825		1854			1925	1954			2025		2054			2124		2154
Ore (ORE)	d	1828		1857a			1929	1957a			2028		2057a			2128		2157a
Three Oaks (TOK)	d	1835					1935				2035					2134		
Doleham (DLH)	d															2137		
Winchelsea (WSE)	d	1843					1943				2043					2143		
Rye (RYE)	a	1847					1947				2047					2147		
Rye (RYE)	d	1848					1948				2048					2148		
Appledore (Kent) (APD)	d	1857					1957				2057					2157		
Ham Street (HMT)	d	1902					2002				2102					2202		
Ashford International (AFK)	6 a	1910					2010				2110					2210		

NOTES (see introductory pages for explanation of train operator codes and standard symbols)

a Arrival time
d Departure time

London, Croydon, Gatwick Airport and Brighton to Lewes, Seaford, Eastbourne, Hastings and Ashford

Sundays

Operator 1st Class/Reservations/Bus/Ferry	SN	SN □	SN	SN □	SN	SN □	SN	SN □	SN	SN □	SN	SN □
London Victoria (VIC)	10 d			2046				2146				2246
Clapham Junction (CLJ)	10 d			2053				2153				2253
East Croydon (ECR)	d			2102				2202				2302
Gatwick Airport (GTW)	10 d			2118				2218				2318
Three Bridges (TBD)	4 d											
Haywards Heath (HHE)	3 d			2130				2230				2330
Wivelsfield (WVF)	4 d			2134				2234				2334
Plumpton (PMP)	d			2141				2241				2341
Cooksbridge (CBR)	d			2145				2245				2345
Brighton (BTN)	10 d	2048	2100	2117		2148	2212	2217		2248	2320	2335
London Road (Brighton) (LRB)	d	2051		2120		2151		2220		2251		2338
Moulsecomb (MCB)	d	2054		2123		2154		2223		2254		2341
Falmer (FMR)	d	2058	2107	2127		2158	2218	2227		2258	2327	2345
Lewes (LWS)	4 a	2105	2114	2134	2150	2205	2226	2234	2250	2305	2334	2353
Lewes (LWS)	4 d	2106	2115	2135	2151	2206	2226	2235	2251	2306	2335	2358
Southeast (SEE)	d	2112				2212				2312		
Newhaven Town (NVN)	d	2117		2144		2217		2244		2317		
Newhaven Harbour (NVH)	d			2146				2246		2318		
Bishopstone (BIP)	d	2121		2149		2221		2249		2322		
Seaford (SEF)	a	2125		2153		2225		2253		2325		
Glynde (GLY)	d		2120				2232				2340	
Berwick (BRK)	d		2126				2238				2346	0007
Polegate (PLG)	d		2132		2203		2243		2303		2352	0013
Hampden Park (HMD)	4 d		2136								2356	0017
Eastbourne (EBN)	4 a		2141		2211		2251		2311		0001	0022
Eastbourne (EBN)	4 d		2147		2217		2256		2317			
Hampden Park (HMD)	4 d		2151		2221		2300		2321			
Pevensey & Westham (PEV)	d				2226				2326			
Pevensey Bay (PEB)	d											
Normans Bay (NSB)	d											
Cooden Beach (COB)	d				2232				2332			
Collington (CLL)	d				2236				2336			
Bexhill (BEX)	4 d		2202		2239		2311		2339			
St Leonards Warrior Sq (SLQ)	4 d		2209		2246		2318		2346			
Hastings (HGS)	4 a		2212		2249		2321		2349			
Hastings (HGS)	4 d		2213									
Ore (ORE)	d		2216a									
Three Oaks (TOK)	d											
Doleham (DLH)	d											
Winchelsea (WSE)	d											
Rye (RYE)	a											
Rye (RYE)	d											
Appledore (Kent) (APD)	d											
Ham Street (HMT)	d											
Ashford International (AFK)	6 a											

NOTES (see introductory pages for explanation of train operator codes and standard symbols)

a Arrival time
d Departure time

Ashford, Hastings, Eastbourne, Seaford and Lewes to Brighton, Gatwick Airport, Croydon and London

Mondays to Fridays

Operator Days of operation/Notes 1st Class/Reservations/Bus/Ferry	SN	SN A 1	SN	SN	SN 1	SN 1	SN	SN 1	SN 1	SN 1	SN B 1	SN FX C 1	SN D 1	SN 1	SN	SN 1
Ashford International (AFK)	6 d															
Ham Street (HMT)	d															
Appledore (Kent) (APD)	d															
Rye (RYE)	a															
Rye (RYE)	d															
Winchelsea (WSE)	d															
Doleham (DLH)	d															
Three Oaks (TOK)	d															
Ore (ORE)	d														0632	
Hastings (HGS)	4 a														0635	
Hastings (HGS)	4 d							0507			0554			0619	0637	
St Leonards Warrior Sq (SLQ)	4 d							0510			0557			0622	0640	
Bexhill (BEX)	4 d							0518			0604			0629	0648	
Collington (CLL)	d							0521			0607			0632		
Cooden Beach (COB)	d							0524			0610			0635		
Normans Bay (NSB)	d															
Pevensy Bay (PEB)	d															
Pevensy & Westham (PEV)	d							0531			0617			0642		
Hampden Park (HMD)	4 d							0536			0622			0647		
Eastbourne (EBN)	4 a							0542			0627			0652	0704	
Eastbourne (EBN)	4 d		0449			0520	0535		0550		0628	0633		0647	0658	0708
Hampden Park (HMD)	4 d		0453			0524	0539		0554		0632	0637		0652	0702	
Polegate (PLG)	d		0458			0529	0544		0559		0637	0644		0657	0707	0715
Berwick (BRK)	d					0534	0549		0605		0643	0649		0702	0713	0720
Glynde (GLY)	d					0540	0555		0611		0649	0656		0708	0719	0726
Seaford (SEF)	d	0450			0524			0554		0624			0651			0724
Bishopstone (BIP)	d	0453			0527			0557		0627			0654			0727
Newhaven Harbour (NVH)	d	0456			0530			0600		0630			0657			0730
Newhaven Town (NVN)	d	0459			0532			0602		0632			0700			0732
Southeast (SEE)	d												0704			0737
Lewes (LWS)	4 a	0507	0511	←	0541	0545	0600	0611	0617	0641	0655	0701	0710	0713	0724	0732
Lewes (LWS)	4 d	0515	0511		0542	0546	0601	0612	0617	0642	0655	0702	0711	0714	0725	0732
Falmer (FMR)	d	→			0522	0549		0608	0619			0709	0719		0740	0750
Moulsecoomb (MCB)	d				0526	0553		0612	0623			0713	0722		0743	0754
London Road (Brighton) (LRB)	d				0529	0556		0615	0626			0725			0746	0757
Brighton (BTN)	10 a				0533	0559		0618	0629			0718	0729		0750	0800
Cooksbridge (CBR)	d							0623						0719	0730	
Plumpton (PMP)	d		0520			0554		0629		0703				0725		0803
Wivelsfield (WVF)	4 a					0602		0636		0711					0741	0811
Haywards Heath (HHE)	3 a		0532			0607		0642		0716				0736	0746	0816
Three Bridges (TBD)	4 a		0544					0656						0745		
Gatwick Airport (GTW)	↔ 10 a		0549					0701		0728					0758	0828
East Croydon (ECR)	a		0605					0719		0748				0804	0818	0848
Clapham Junction (CLJ)	10 a		0617					0729		0758					0828	0858
London Victoria (VIC)	↻ 10 a		0624					0737		0806					0836	0906

NOTES (see introductory pages for explanation of train operator codes and standard symbols)

a Arrival time
d Departure time

A Also calls at Selhurst 0609
B Change at Hampden Park for stations to London Victoria
C To London Bridge. Also calls at London Bridge 0825
D Change at Hampden Park for stations towards London Bridge on Mondays to Thursdays

FX Not Fridays

Ashford, Hastings, Eastbourne, Seaford and Lewes to Brighton, Gatwick Airport, Croydon and London

Mondays to Fridays

Operator Days of operation/Notes 1st Class/Reservations/Bus/Ferry	SN B I	SN E	SN	SN I	SN I	SN	SN I	SN B I	SN	SN	SN I	SN E I	SN I	SN	SN I	SN I	SN I
Ashford International (AFK)	6 d	0613							0721								
Ham Street (HMT)	d	0622							0729								
Appledore (Kent) (APD)	d	0627							0734								
Rye (RYE)	a	0636							0743								
Rye (RYE)	d	0638							0745								
Winchelsea (WSE)	d	0642							0749								
Doleham (DLH)	d	0648							0755								
Three Oaks (TOK)	d	0653							0759								
Ore (ORE)	d	0700		0716	0732				0805			0822	0836				
Hastings (HGS)	4 a	0703		0719	0735				0808			0825	0839				
Hastings (HGS)	4 d	0653	0704		0720	0736		0755	0809			0826	0840		0853		
St Leonards Warrior Sq (SLQ)	4 d	0656	0707		0723	0739		0758	0812			0829	0843		0856		
Bexhill (BEX)	4 d	0702	0715		0731	0746		0805	0820			0837	0850		0903		
Collington (CLL)	d	0705	0718		0734			0808	0822			0839			0906		
Cooden Beach (COB)	d	0709	0721		0737			0811	0826			0842			0909		
Normans Bay (NSB)	d	0712						0814							0912		
Pevensy Bay (PEB)	d							0818							0916		
Pevensy & Westham (PEV)	d	0717	0728		0744			0820	0832			0849			0918		
Hampden Park (HMD)	4 d	0724	0735					0826	0838			0855			0924		
Eastbourne (EBN)	4 a	0728	0740		0753	0801		0830	0843			0859	0908		0928		←
Eastbourne (EBN)	4 d	0734			0759	0806		0833	0836			0855	0905	0914		0936	0933 0936
Hampden Park (HMD)	4 d	0739			0803	0810		0837	0840			0859			→	0937	0940
Polegate (PLG)	d	0744			0809	0815		0842	0846			0904	0912	0921		0942	0946
Berwick (BRK)	d	0749			0820			0851				0909					0951
Glynde (GLY)	d	0755			0826			0857				0915					0957
Seaford (SEF)	d			0753			0824				0853				0924		
Bishopstone (BIP)	d			0756			0827				0856				0927		
Newhaven Harbour (NVH)	d			0759			0830				0859				0930		
Newhaven Town (NVN)	d			0801			0832				0901				0932		
Southeast (SEE)	d			0806			0837				0906						
Lewes (LWS)	4 a	0801		0812	0821	0831	0843	0854	0903		0912	0920	0925	0933	0941		0954 1003
Lewes (LWS)	4 d	0802		0812	0822	0832	0843	0855	0903		0912	0922	0925	0934	0942		0955 1004
Falmer (FMR)	d	0809		0819		0839	0850		0911		0919	0929		0941	0949		1011
Moulseccomb (MCB)	d	0813		0823		0843	0854		0915		0923	0933			0953		
London Road (Brighton) (LRB)	d	0816		0826		0846	0857				0926	0936			0956		
Brighton (BTN)	10 a	0819		0829		0849	0900		0919		0929	0939		0948	0959		1018
Cooksbridge (CBR)	d				0827			0900								1000	
Plumpton (PMP)	d				0833								0933				
Wivelsfield (WVF)	4 a				0841			0911					0941			1011	
Haywards Heath (HHE)	3 a				0846			0916					0946			1016	
Three Bridges (TBD)	4 a																
Gatwick Airport (GTW)	↔ 10 a				0858			0928					0958			1028	
East Croydon (ECR)	a				0918			0948					1018			1048	
Clapham Junction (CLJ)	10 a				0928			0958					1030			1058	
London Victoria (VIC)	↔ 10 a				0936			1006					1041			1106	

NOTES (see introductory pages for explanation of train operator codes and standard symbols)

a Arrival time
d Departure time

B Change at Hampden Park for stations to London Victoria
E Change at Hampden Park for stations towards Brighton

Ashford, Hastings, Eastbourne, Seaford and Lewes to Brighton, Gatwick Airport, Croydon and London

Mondays to Fridays

Operator Days of operation/Notes 1st Class/Reservations/Bus/Ferry	SN	SN	SN	SN	SN	SN	SN	SN	SN	SN	SN	SN	SN	SN	SN	SN	SN
Ashford International (AFK) 6 d	0824								0924							1024	
Ham Street (HMT) d	0832								0932							1032	
Appledore (Kent) (APD) d	0837								0937							1037	
Rye (RYE) a	0846								0946							1046	
Rye (RYE) d	0849								0948							1048	
Winchelsea (WSE) d	0853								0952							1052	
Doleham (DLH) d	0859																
Three Oaks (TOK) d	0903								1000							1100	
Ore (ORE) d	0909				0921		0953		1007			1021		1052		1107	
Hastings (HGS) 4 a	0912				0924		0956		1010			1025		1055		1110	
Hastings (HGS) 4 d	0913				0925		0957		1011			1025		1056		1111	
St Leonards Warrior Sq (SLQ) 4 d	0916				0929		1000		1014			1029		1100		1114	
Bexhill (BEX) 4 d	0924				0936		1007		1022			1036		1107		1122	
Collington (CLL) d	0926				0938				1024			1038				1124	
Cooden Beach (COB) d	0929				0941				1027			1041				1127	
Normans Bay (NSB) d					0945							1045					
Pevensy Bay (PEB) d																	
Pevensy & Westham (PEV) d	0936				0949				1034			1049				1134	
Hampden Park (HMD) 4 d	0941				0954		1019		1039			1054		1119		1139	
Eastbourne (EBN) 4 a	0946				0959		1024		1045			1059		1124		1145	
Eastbourne (EBN) 4 d				0955	1005		1030	1033			1055	1105		1130	1133		1155
Hampden Park (HMD) 4 d				0959				1037			1059				1137		1159
Polegate (PLG) d				1004	1012		1037	1042			1104	1112		1137	1142		1204
Berwick (BRK) d				1009							1109						1209
Glynde (GLY) d				1015							1115						1215
Seaford (SEF) d		0953				1024				1053			1124				1153
Bishopstone (BIP) d		0956				1027				1056			1127				1156
Newhaven Harbour (NVH) d						1030							1130				
Newhaven Town (NVN) d		1001				1032				1101			1132				1201
Southeast (SEE) d		1005								1105							1205
Lewes (LWS) 4 a		1011	1020	1025	1041	1050	1054		1111	1120	1125	1141	1150	1154		1212	1220
Lewes (LWS) 4 d		1012	1022	1025	1042	1052	1055		1112	1122	1125	1142	1152	1155		1212	1222
Falmer (FMR) d		1019	1029		1049	1059			1119	1129		1149	1159			1219	1229
Moulsecroomb (MCB) d		1023	1033		1053				1123	1133		1153				1223	1233
London Road (Brighton) (LRB) d		1026	1036		1056				1126	1136		1156				1226	1236
Brighton (BTN) 10 a		1029	1039		1059	1109			1129	1139		1159	1209			1229	1239
Cooksbridge (CBR) d							1100								1200		
Plumpton (PMP) d				1033								1133					
Wivelsfield (WVF) 4 a				1041			1111					1141			1211		
Haywards Heath (HHE) 3 a				1046			1116					1146			1216		
Three Bridges (TBD) 4 a																	
Gatwick Airport (GTW) 10 a				1058			1128					1158			1228		
East Croydon (ECR) 10 a				1118			1148					1218			1248		
Clapham Junction (CLJ) 10 a				1128			1200					1228			1259		
London Victoria (VIC) 10 a				1136			1208					1236			1307		

NOTES (see introductory pages for explanation of train operator codes and standard symbols)

a Arrival time

d Departure time

E Change at Hampden Park for stations towards Brighton

Ashford, Hastings, Eastbourne, Seaford and Lewes to Brighton, Gatwick Airport, Croydon and London

Mondays to Fridays

Operator Days of operation/Notes 1st Class/Reservations/Bus/Ferry	SN E □	SN □	SN □	SN □	SN □	SN □	SN □	SN E □	SN □	SN □	SN □	SN □	SN □	SN □	SN E □	SN □	SN □
Ashford International (AFK)	6 d				1124							1224					
Ham Street (HMT)	d				1132							1232					
Appledore (Kent) (APD)	d				1137							1237					
Rye (RYE)	a				1146							1246					
Rye (RYE)	d				1148							1248					
Winchelsea (WSE)	d				1152							1252					
Doleham (DLH)	d																
Three Oaks (TOK)	d				1200							1300					
Ore (ORE)	d	1121		1152	1207			1221		1252		1307			1321		1352
Hastings (HGS)	4 a	1125		1155	1210			1224		1255		1310			1324		1355
Hastings (HGS)	4 d	1125		1156	1211			1225		1256		1311			1325		1356
St Leonards Warrior Sq (SLQ)	4 d	1129		1200	1214			1229		1300		1314			1329		1400
Bexhill (BEX)	4 d	1136		1207	1222			1236		1307		1322			1336		1407
Collington (CLL)	d	1138			1224			1238				1324			1338		
Cooden Beach (COB)	d	1141			1227			1241				1327			1341		
Normans Bay (NSB)	d	1145						1245							1345		
Pevensey Bay (PEB)	d																
Pevensey & Westham (PEV)	d	1149			1234			1249				1334			1349		
Hampden Park (HMD)	4 d	1154		1219	1239			1254		1319		1339			1354		1419
Eastbourne (EBN)	4 a	1159		1224	1245			1259		1324		1345			1359		1424
Eastbourne (EBN)	4 d	1205		1230	1233			1255	1305		1330	1333			1355	1405	1430
Hampden Park (HMD)	4 d				1237			1259				1337			1359		
Polegate (PLG)	d	1212		1237	1242			1304	1312		1337	1342			1404	1412	1437
Berwick (BRK)	d							1309							1409		
Glynde (GLY)	d							1315							1415		
Seaford (SEF)	d		1224							1324				1353			1424
Bishopstone (BIP)	d		1227							1327				1356			1427
Newhaven Harbour (NVH)	d		1230			1258				1330							1430
Newhaven Town (NVN)	d		1232			1300				1332							1432
Southeast (SEE)	d					1305									1405		
Lewes (LWS)	4 a	1225	1241	1250	1254	1311	1320	1325	1341	1350	1354	1411	1420	1425	1441	1450	
Lewes (LWS)	4 d	1225	1242	1252	1255	1312	1322	1325	1342	1352	1355	1412	1422	1425	1442	1452	
Falmer (FMR)	d		1249	1259		1319	1329		1349	1359		1419	1429		1449	1459	
Moulsecomb (MCB)	d		1253			1323	1333		1353			1423	1433		1453		
London Road (Brighton) (LRB)	d		1256			1326	1336		1356			1426	1436		1456		
Brighton (BTN)	10 a		1259	1309		1329	1339		1359	1409		1429	1439		1459	1509	
Cooksbridge (CBR)	d				1300							1400					
Plumpton (PMP)	d	1233						1333							1433		
Wivelsfield (WVF)	4 a	1241			1311			1341				1411			1441		
Haywards Heath (HHE)	3 a	1246			1316			1346				1416			1446		
Three Bridges (TBD)	4 a																
Gatwick Airport (GTW)	10 a	1258			1328			1358				1428			1458		
East Croydon (ECR)	a	1318			1348			1418				1448			1518		
Clapham Junction (CLJ)	10 a	1328			1358			1428				1458			1528		
London Victoria (VIC)	10 a	1336			1406			1436				1506			1536		

NOTES (see introductory pages for explanation of train operator codes and standard symbols)

a Arrival time
d Departure time

E Change at Hampden Park for stations towards Brighton

Ashford, Hastings, Eastbourne, Seaford and Lewes to Brighton, Gatwick Airport, Croydon and London

Mondays to Fridays

Operator Days of operation/Notes 1st Class/Reservations/Bus/Ferry	SN 1	SN	SN	SN 1	SN E 1	SN	SN 1	SN B 1	SN	SN	SN 1	SN E 1	SN	SN 1	SN B 1	SN	SN
Ashford International (AFK)	6 d	1324							1424							1524	
Ham Street (HMT)	d	1332							1432							1532	
Appledore (Kent) (APD)	d	1337							1437							1537	
Rye (RYE)	a	1346							1446							1546	
Rye (RYE)	d	1348							1448							1548	
Winchelsea (WSE)	d	1352							1452							1552	
Doleham (DLH)	d																
Three Oaks (TOK)	d	1400							1500							1600	
Ore (ORE)	d	1407			1421			1452	1507			1521			1552	1607	
Hastings (HGS)	4 a	1410			1424			1455	1510			1524			1555	1610	
Hastings (HGS)	4 d	1411			1425			1456	1511			1525			1556	1611	
St Leonards Warrior Sq (SLQ)	4 d	1414			1429			1459	1514			1529			1559	1614	
Bexhill (BEX)	4 d	1422			1436			1506	1522			1536			1606	1622	
Collington (CLL)	d	1424			1438			1509	1524			1538			1609	1624	
Cooden Beach (COB)	d	1427			1441			1512	1527			1541			1612	1627	
Normans Bay (NSB)	d				1445			1515				1545			1615		
Pevensy Bay (PEB)	d							1519							1619		
Pevensy & Westham (PEV)	d	1434			1449			1521	1534			1549			1621	1634	
Hampden Park (HMD)	4 d	1439			1454			1526	1539			1554			1626	1639	
Eastbourne (EBN)	4 a	1445			1459			1531	1545			1559			1631	1645	
Eastbourne (EBN)	4 d	1433			1455	1505		1533	1537			1555	1605		1633	1637	
Hampden Park (HMD)	4 d	1437			1459			1537	1541			1559			1637	1641	
Polegate (PLG)	d	1442			1504	1512		1542	1546			1604	1612		1642	1646	
Berwick (BRK)	d				1509							1609					
Glynde (GLY)	d				1515							1615					
Seaford (SEF)	d			1453			1524				1553			1624			1653
Bishopstone (BIP)	d			1456			1527				1556			1627			1656
Newhaven Harbour (NVH)	d						1530				1559			1630			1659
Newhaven Town (NVN)	d			1501			1532				1601			1632			1701
Southeast (SEE)	d			1505							1606						1706
Lewes (LWS)	4 a	1454		1511	1520	1525	1541	1554	1559		1612	1620	1625	1641	1654	1659	1712
Lewes (LWS)	4 d	1455		1512	1522	1525	1542	1555	1600		1612	1622	1625	1642	1655	1700	1712
Falmer (FMR)	d			1519	1529		1549		1607		1619	1629		1649		1707	1719
Moulsecroomb (MCB)	d			1523	1533		1553		1611		1623	1633		1653		1710	1723
London Road (Brighton) (LRB)	d			1526	1536		1556		1614		1626	1636		1656			1726
Brighton (BTN)	10 a			1529	1539		1559		1617		1629	1639		1659		1715	1729
Cooksbridge (CBR)	d	1500					1600								1700		
Plumpton (PMP)	d				1533							1633					
Wivelsfield (WVF)	4 a	1511			1541		1611					1641			1711		
Haywards Heath (HHE)	3 a	1516			1546		1616					1646			1716		
Three Bridges (TBD)	4 a																
Gatwick Airport (GTW)	10 a	1528			1558		1628					1658			1728		
East Croydon (ECR)	a	1548			1618		1648					1718			1748		
Clapham Junction (CLJ)	10 a	1558			1628		1658					1728			1759		
London Victoria (VIC)	10 a	1606			1638		1708					1736			1806		

NOTES (see introductory pages for explanation of train operator codes and standard symbols)

a Arrival time
d Departure time

B Change at Hampden Park for stations to London Victoria
E Change at Hampden Park for stations towards Brighton

Ashford, Hastings, Eastbourne, Seaford and Lewes to Brighton, Gatwick Airport, Croydon and London

Mondays to Fridays

Operator Days of operation/Notes 1st Class/Reservations/Bus/Ferry	SN □	SN E □	SN □	SN □	SN □	SN □	SN □	SN □	SN E □	SN □	SN □	SN □	SN □	SN □	SN □	SN E □	SN □
Ashford International (AFK)	6 d					1624							1724				
Ham Street (HMT)	d					1632							1732				
Appledore (Kent) (APD)	d					1637							1737				
Rye (RYE)	a					1646							1746				
Rye (RYE)	d					1648							1749				
Winchelsea (WSE)	d					1652							1753				
Doleham (DLH)	d												1759				
Three Oaks (TOK)	d					1700							1803				
Ore (ORE)	d		1621		1652	1707			1721		1752		1809			1821	
Hastings (HGS)	4 a		1624		1655	1710			1724		1755		1812			1825	
Hastings (HGS)	4 d		1625		1656	1711			1725		1756		1813			1825	
St Leonards Warrior Sq (SLQ)	4 d		1629		1659	1714			1729		1759		1816			1829	
Bexhill (BEX)	4 d		1636		1706	1722			1736		1806		1824			1836	
Collington (CLL)	d		1638		1709	1724			1738		1809		1826			1838	
Cooden Beach (COB)	d		1641		1712	1727			1741		1812		1829			1841	
Normans Bay (NSB)	d		1645						1745							1845	
Pevensy Bay (PEB)	d																
Pevensy & Westham (PEV)	d		1649			1734			1749				1836			1849	
Hampden Park (HMD)	4 d		1654		1721	1739			1754		1821		1841			1854	
Eastbourne (EBN)	4 a		1659		1726	1745			1759		1826		1846			1859	
Eastbourne (EBN)	4 d	1655	1705		1730	1733			1755	1805		1830	1833			1855	1905
Hampden Park (HMD)	4 d	1659			1737				1759				1837			1859	
Polegate (PLG)	d	1704	1712		1737	1742			1804	1812		1837	1842			1904	1912
Berwick (BRK)	d	1709							1809							1909	
Glynde (GLY)	d	1715							1815							1915	
Seaford (SEF)	d			1724				1754			1824				1854		1924
Bishopstone (BIP)	d			1727				1757			1827				1857		1927
Newhaven Harbour (NVH)	d			1730				1800			1830						1930
Newhaven Town (NVN)	d			1732				1802			1832				1901		1932
Southeast (SEE)	d							1807							1906		
Lewes (LWS)	4 a	1720	1725	1741	1750	1754		1813	1820	1825	1841	1850	1854		1912	1921	1925
Lewes (LWS)	4 d	1722	1725	1742	1752	1755		1813	1822	1825	1842	1852	1855		1912	1922	1925
Falmer (FMR)	d	1729		1749	1759			1820	1829		1849	1859			1919	1929	1949
Moulsecoomb (MCB)	d	1733		1753	1803			1824	1833		1853				1923	1933	1953
London Road (Brighton) (LRB)	d	1736		1756				1827	1836		1856				1926	1936	1956
Brighton (BTN)	10 a	1739		1759	1809			1830	1839		1859	1909			1929	1939	1959
Cooksbridge (CBR)	d					1800							1900				
Plumpton (PMP)	d		1733							1833							1933
Wivelsfield (WVF)	4 a		1741			1811				1841			1911				1941
Haywards Heath (HHE)	3 a		1746			1816				1846			1916				1946
Three Bridges (TBD)	4 a																
Gatwick Airport (GTW)	10 a		1758			1828				1858			1928				1958
East Croydon (ECR)	a		1818			1848				1918			1948				2018
Clapham Junction (CLJ)	10 a		1828			1858				1928			1958				2028
London Victoria (VIC)	10 a		1836			1906				1936			2007				2038

NOTES (see introductory pages for explanation of train operator codes and standard symbols)

a Arrival time

d Departure time

E Change at Hampden Park for stations towards Brighton

Ashford, Hastings, Eastbourne, Seaford and Lewes to Brighton, Gatwick Airport, Croydon and London

Mondays to Fridays

Operator Days of operation/Notes 1st Class/Reservations/Bus/Ferry	SN 1	SN 1	SN	SN	SN 1	SN E 1	SN	SN 1	SN 1	SN	SN	SN 1	SN E 1	SN	SN 1	SN 1	SN
Ashford International (AFK)	6	d			1824							1924					2024
Ham Street (HMT)		d			1832							1932					2032
Appledore (Kent) (APD)		d			1837							1937					2037
Rye (RYE)		a			1846							1946					2046
Rye (RYE)		d			1849							1949					2048
Winchelsea (WSE)		d			1853							1953					2052
Doleham (DLH)		d															
Three Oaks (TOK)		d			1901							2001					2100
Ore (ORE)		d	1852		1907		1921		1955			2007		2021		2052	2107
Hastings (HGS)	4	a	1855		1910		1924		1958			2010		2024		2055	2110
Hastings (HGS)	4	d	1856		1911		1925		1959			2011		2025		2056	2111
St Leonards Warrior Sq (SLQ)	4	d	1859		1914		1929		2002			2014		2029		2100	2114
Bexhill (BEX)	4	d	1906		1922		1936		2009			2022		2036		2107	2122
Collington (CLL)		d	1909		1924		1938					2024		2038			2124
Cooden Beach (COB)		d	1912		1927		1941					2027		2041			2127
Normans Bay (NSB)		d					1945							2045			
Pevensey Bay (PEB)		d															
Pevensey & Westham (PEV)		d			1934		1949					2034		2049			2134
Hampden Park (HMD)	4	d	1921		1939		1954		2021			2039		2054		2119	2139
Eastbourne (EBN)	4	a	1926		1945		1959		2026			2045		2059		2124	2145
Eastbourne (EBN)	4	d	1930	1933			1955	2005		2030	2033			2055	2105		2130
Hampden Park (HMD)	4	d		1937			1959				2037			2059			2137
Polegate (PLG)		d	1937	1942			2004	2012		2037	2042			2104	2112		2137
Berwick (BRK)		d					2009							2109			2142
Glynde (GLY)		d					2015							2115			
Seaford (SEF)		d			1953				2024				2053			2124	
Bishopstone (BIP)		d			1956				2027				2056			2127	
Newhaven Harbour (NVH)		d							2030							2130	
Newhaven Town (NVN)		d			2001				2032				2101			2132	
Southeast (SEE)		d			2005								2105				
Lewes (LWS)	4	a	1949	1954	2011	2020	2025	2041	2050	2054			2111	2120	2125	2141	2150
Lewes (LWS)	4	d	1952	1955		2012	2022	2025	2042	2052	2055		2112	2122	2125	2142	2152
Falmer (FMR)		d	1959			2019	2029		2049	2059			2119	2129		2149	2159
Moulseccomb (MCB)		d				2023	2033		2053				2123	2133		2153	
London Road (Brighton) (LRB)		d				2026	2036		2056				2126	2136		2156	
Brighton (BTN)	10	a	2009			2029	2039		2059	2109			2129	2139		2159	2209
Cooksbridge (CBR)		d		2000							2100						2200
Plumpton (PMP)		d					2033								2133		
Wivelsfield (WVF)	4	a		2011			2041				2111				2141		2211
Haywards Heath (HHE)	3	a		2016			2046				2116				2146		2216
Three Bridges (TBD)	4	a															
Gatwick Airport (GTW)	10	a		2028			2058				2128				2158		2228
East Croydon (ECR)		a		2048			2118				2148				2218		2248
Clapham Junction (CLJ)	10	a		2058			2128				2158				2229		2258
London Victoria (VIC)	10	a		2105			2136				2206				2238		2306

NOTES (see introductory pages for explanation of train operator codes and standard symbols)

a Arrival time

d Departure time

E Change at Hampden Park for stations towards Brighton

Ashford, Hastings, Eastbourne, Seaford and Lewes to Brighton, Gatwick Airport, Croydon and London

Mondays to Fridays

Operator Days of operation/Notes 1st Class/Reservations/Bus/Ferry	SN	SN 1	SN E 1	SN	SN 1	SN B 1	SN	SN	SN 1	SN	SN 1	SN	SN 1	SN	SN 1
Ashford International (AFK) 6 d							2124						2224		2325
Ham Street (HMT) d							2132						2232		2333
Appledore (Kent) (APD) d							2137						2237		2338
Rye (RYE) a							2146						2246		2347
Rye (RYE) d							2148						2249		2348
Winchelsea (WSE) d							2152						2253		2352
Doleham (DLH) d													2300		
Three Oaks (TOK) d							2200						2304		2359
Ore (ORE) d			2121			2152	2207		2227				2310	2326	0006
Hastings (HGS) 4 a			2124			2155	2210		2230				2314	2329	0009
Hastings (HGS) 4 d			2125			2156	2211		2231		2255			2330	
St Leonards Warrior Sq (SLQ) 4 d			2129			2200	2214		2235		2258			2333	
Bexhill (BEX) 4 d			2136			2207	2222		2242		2305			2340	
Collington (CLL) d			2138				2224		2244					2343	
Cooden Beach (COB) d			2141				2227		2247					2346	
Normans Bay (NSB) d			2145						2251						
Pevensy Bay (PEB) d															
Pevensy & Westham (PEV) d			2149				2234		2256					2352	
Hampden Park (HMD) 4 d			2154			2219	2240		2302		2317			2358	
Eastbourne (EBN) 4 a			2159			2224	2245		2306		2321			0002	
Eastbourne (EBN) 4 d		2155	2205		2224	2233			2312					0007	
Hampden Park (HMD) 4 d		2159			2228				2316					0011	
Polegate (PLG) d		2204	2212		2232	2240			2320					0015	
Berwick (BRK) d		2209							2325						
Glynde (GLY) d		2215							2331						
Seaford (SEF) d				2224				2253		2324		2355			
Bishopstone (BIP) d				2227				2256		2327		2358			
Newhaven Harbour (NVH) d	2158			2230						2330					
Newhaven Town (NVN) d	2200			2232				2301		2332		0002			
Southeast (SEE) d	2205							2305				0007			
Lewes (LWS) 4 a	2211	2220	2225	2241	2245	2253		2311	2337	2341		0013		0028	
Lewes (LWS) 4 d	2212	2222	2225	2242	2245	2254		2312	2337	2343		0013		0028	
Falmer (FMR) d	2219	2229		2249		2301		2319	2345	2350		0020		0035	
Moulsecoomb (MCB) d	2223	2233		2253				2323		2354		0024		0039	
London Road (Brighton) (LRB) d	2226	2236		2256				2326		2357		0027		0042	
Brighton (BTN) 10 a	2229	2239		2259		2309		2329	2352	0001		0030		0045	
Cooksbridge (CBR) d					2251										
Plumpton (PMP) d			2233												
Wivelsfield (WVF) 4 a			2241		2301										
Haywards Heath (HHE) 3 a			2246		2306										
Three Bridges (TBD) 4 a			2255												
Gatwick Airport (GTW) 10 a			2300		2325										
East Croydon (ECR) 10 a			2318		2345										
Clapham Junction (CLJ) 10 a			2328		2358										
London Victoria (VIC) 10 a			2336		0006										

NOTES (see introductory pages for explanation of train operator codes and standard symbols)

a Arrival time
d Departure time

B Change at Hampden Park for stations to London Victoria
E Change at Hampden Park for stations towards Brighton

Ashford, Hastings, Eastbourne, Seaford and Lewes to Brighton, Gatwick Airport, Croydon and London

Saturdays

Operator Days of operation/Notes 1st Class/Reservations/Bus/Ferry	SN 1	SN	SN 1	SN 1	SN 1	SN	SN 1	SN 1	SN	SN 1	SN A 1	SN	SN 1	SN 1	SN	SN 1
Ashford International (AFK) 6 d															0624	
Ham Street (HMT) d															0632	
Appledore (Kent) (APD) d															0637	
Rye (RYE) a															0646	
Rye (RYE) d															0648	
Winchelsea (WSE) d															0652	
Doleham (DLH) d															0659	
Three Oaks (TOK) d															0702	
Ore (ORE) d											0621		0652		0708	
Hastings (HGS) 4 a											0624		0655		0712	
Hastings (HGS) 4 d						0555					0625		0656		0712	
St Leonards Warrior Sq (SLQ) 4 d						0558					0629		0700		0715	
Bexhill (BEX) 4 d						0605					0636		0707		0723	
Collington (CLL) d						0607					0638				0725	
Cooden Beach (COB) d						0610					0641				0728	
Normans Bay (NSB) d											0645					
Pevensy Bay (PEB) d																
Pevensy & Westham (PEV) d						0617					0649				0735	
Hampden Park (HMD) 4 d						0622					0654		0720		0740	
Eastbourne (EBN) 4 a						0626					0659		0724		0745	
Eastbourne (EBN) 4 d	0456		0520	0537	0603		0630	0633		0655	0705		0730	0733		0755
Hampden Park (HMD) 4 d	0500		0524	0541	0607			0637		0659				0737		0759
Polegate (PLG) d	0504		0529	0546	0612		0637	0642		0704	0712		0737	0742		0804
Berwick (BRK) d				0551						0709						0809
Glynde (GLY) d				0557						0715						0815
Seaford (SEF) d		0505				0624			0653			0724			0753	
Bishopstone (BIP) d		0508				0627			0656			0727			0756	
Newhaven Harbour (NVH) d		0511				0630						0730				
Newhaven Town (NVN) d		0513				0633			0701			0732			0801	
Southeast (SEE) d									0705						0805	
Lewes (LWS) 4 a	0517	0522	0542	0602	0624	0642	0650	0654	0712	0720	0725	0741	0750	0754	0812	0820
Lewes (LWS) 4 d	0517	0527	0544	0603	0625	0643	0652	0655	0712	0722	0725	0742	0752	0755	0812	0822
Falmer (FMR) d		0534		0610		0650	0659		0719	0729		0749	0759		0819	0829
Moulsecroomb (MCB) d		0538		0614		0654			0723	0733		0753			0823	0833
London Road (Brighton) (LRB) d		0541		0617		0657			0726	0736		0756			0826	0836
Brighton (BTN) 10 a		0544		0620		0700	0709		0729	0739		0759	0809		0829	0839
Cooksbridge (CBR) d								0700						0800		
Plumpton (PMP) d			0553		0633						0733					
Wivelsfield (WVF) 4 a			0600		0641			0711			0741			0811		
Haywards Heath (HHE) 3 a	0534		0605		0646			0716			0746			0816		
Three Bridges (TBD) 4 a	0544		0621		0655											
Gatwick Airport (GTW) 10 a	0549		0626		0700			0728			0758			0828		
East Croydon (ECR) 10 a	0604		0641		0718			0748			0818			0848		
Clapham Junction (CLJ) 10 a	0614		0651		0728			0758			0828			0858		
London Victoria (VIC) 10 a	0623		0658		0738			0806			0836			0906		

NOTES (see introductory pages for explanation of train operator codes and standard symbols)

a Arrival time
d Departure time

A Change at Hampden Park for stations towards Brighton

Ashford, Hastings, Eastbourne, Seaford and Lewes to Brighton, Gatwick Airport, Croydon and London

Saturdays

Operator Days of operation/Notes 1st Class/Reservations/Bus/Ferry	SN A 1	SN 1	SN 1	SN 1	SN 1	SN 1	SN 1	SN A 1	SN 1	SN 1	SN 1	SN 1	SN 1	SN A 1	SN 1	SN 1
Ashford International (AFK)	6 d				0724							0824				
Ham Street (HMT)	d				0732							0832				
Appledore (Kent) (APD)	d				0737							0838				
Rye (RYE)	a				0746							0847				
Rye (RYE)	d				0748							0848				
Winchelsea (WSE)	d				0752							0852				
Doleham (DLH)	d															
Three Oaks (TOK)	d				0801							0900				
Ore (ORE)	d	0721		0752	0807			0821		0852		0907			0921	0952
Hastings (HGS)	4 a	0724		0755	0811			0824		0855		0910			0924	0955
Hastings (HGS)	4 d	0725		0756	0811			0825		0856		0911			0925	0956
St Leonards Warrior Sq (SLQ)	4 d	0729		0800	0815			0829		0900		0914			0929	1000
Bexhill (BEX)	4 d	0736		0807	0822			0836		0907		0922			0936	1007
Collington (CLL)	d	0738		0809	0825			0838		0909		0924			0938	1009
Cooden Beach (COB)	d	0741		0812	0828			0841		0912		0927			0941	1012
Normans Bay (NSB)	d	0745						0845							0945	
Pevensey Bay (PEB)	d															
Pevensey & Westham (PEV)	d	0749			0834			0849				0934			0949	
Hampden Park (HMD)	4 d	0754		0822	0840			0854		0922		0939			0954	1022
Eastbourne (EBN)	4 a	0759		0826	0845			0859		0926		0945			0959	1026
Eastbourne (EBN)	4 d	0805		0830	0833			0855	0905		0930	0933			0955	1005
Hampden Park (HMD)	4 d				0837			0859				0937			0959	
Polegate (PLG)	d	0812		0837	0842			0904	0912		0937	0942			1004	1012
Berwick (BRK)	d							0909							1009	
Glynde (GLY)	d							0915							1015	
Seaford (SEF)	d		0824			0853			0924				0953			1024
Bishopstone (BIP)	d		0827			0856			0927				0956			1027
Newhaven Harbour (NVH)	d		0830						0930							1030
Newhaven Town (NVN)	d		0832					0901		0932						1032
Southeast (SEE)	d					0905							1005			
Lewes (LWS)	4 a	0825	0841	0850	0854	0912	0920	0925	0941	0950	0954		1012	1020	1025	1041
Lewes (LWS)	4 d	0825	0842	0852	0855	0912	0922	0925	0942	0952	0955		1012	1022	1025	1042
Falmer (FMR)	d		0849	0859		0919	0929		0949	0959			1019	1029		1049
Moulsecomb (MCB)	d		0853			0923	0933		0953				1023	1033		1053
London Road (Brighton) (LRB)	d		0856			0926	0936		0956				1026	1036		1056
Brighton (BTN)	10 a		0859	0909		0929	0939		0959	1009			1029	1039		1059
Cooksbridge (CBR)	d				0900							1000				
Plumpton (PMP)	d	0833						0933							1033	
Wivelsfield (WVF)	4 a	0841			0911			0941				1011			1041	
Haywards Heath (HHE)	3 a	0846			0916			0946				1016			1046	
Three Bridges (TBD)	4 a															
Gatwick Airport (GTW)	10 a	0858			0928			0958				1028			1058	
East Croydon (ECR)	a	0918			0948			1018				1048			1118	
Clapham Junction (CLJ)	10 a	0928			0958			1028				1058			1128	
London Victoria (VIC)	10 a	0936			1006			1036				1106			1136	

NOTES (see introductory pages for explanation of train operator codes and standard symbols)

a Arrival time
d Departure time

A Change at Hampden Park for stations towards Brighton

Ashford, Hastings, Eastbourne, Seaford and Lewes to Brighton, Gatwick Airport, Croydon and London

Saturdays

Operator Days of operation/Notes 1st Class/Reservations/Bus/Ferry	SN 1	SN	SN	SN 1	SN A 1	SN	SN 1	SN 1	SN	SN	SN 1	SN A 1	SN	SN 1	SN 1	SN	SN
Ashford International (AFK) 6 d		0924							1024							1124	
Ham Street (HMT) d		0932							1032							1132	
Appledore (Kent) (APD) d		0937							1037							1137	
Rye (RYE) a		0946							1046							1146	
Rye (RYE) d		0948							1048							1148	
Winchelsea (WSE) d		0952							1052							1152	
Doleham (DLH) d																	
Three Oaks (TOK) d		1000							1100							1200	
Ore (ORE) d		1007			1021		1052		1107			1121		1152		1207	
Hastings (HGS) 4 a		1010			1024		1055		1110			1124		1155		1210	
Hastings (HGS) 4 d		1011			1025		1056		1111			1125		1156		1211	
St Leonards Warrior Sq (SLQ) 4 d		1014			1029		1100		1114			1129		1200		1214	
Bexhill (BEX) 4 d		1022			1036		1107		1122			1136		1207		1222	
Collington (CLL) d		1024			1038				1124			1138				1224	
Cooden Beach (COB) d		1027			1041				1127			1141				1227	
Normans Bay (NSB) d					1045							1145					
Pevensay Bay (PEB) d																	
Pevensay & Westham (PEV) d		1034			1049				1134			1149				1234	
Hampden Park (HMD) 4 d		1039			1054		1119		1139			1154		1219		1239	
Eastbourne (EBN) 4 a		1045			1059		1124		1145			1159		1224		1245	
Eastbourne (EBN) 4 d	1033			1055	1105		1130	1133			1155	1205		1230	1233		
Hampden Park (HMD) 4 d	1037			1059				1137			1159				1237		
Polegate (PLG) d	1042			1104	1112		1137	1142			1204	1212		1237	1242		
Berwick (BRK) d				1109							1209						
Glynde (GLY) d				1115							1215						
Seaford (SEF) d			1053			1124				1153			1224				1253
Bishopstone (BIP) d			1056			1127				1156			1227				1256
Newhaven Harbour (NVH) d						1130							1230				
Newhaven Town (NVN) d			1101			1132				1201			1232				1301
Southeast (SEE) d			1105							1205							1305
Lewes (LWS) 4 a	1054		1112	1120	1125	1141	1150	1154		1212	1220	1225	1241	1250	1254		1312
Lewes (LWS) 4 d	1055		1112	1122	1125	1142	1152	1155		1212	1222	1225	1242	1252	1255		1312
Falmer (FMR) d			1119	1129		1149	1159			1219	1229		1249	1259			1319
Moulsecroomb (MCB) d			1123	1133		1153				1223	1233		1253				1323
London Road (Brighton) (LRB) d			1126	1136		1156				1226	1236		1256				1326
Brighton (BTN) 10 a			1129	1139		1159	1209			1229	1239		1259	1309			1329
Cooksbridge (CBR) d	1100							1200							1300		
Plumpton (PMP) d					1133							1233					
Wivelsfield (WVF) 4 a	1111				1141			1211				1241			1311		
Haywards Heath (HHE) 3 a	1116				1146			1216				1246			1316		
Three Bridges (TBD) 4 a																	
Gatwick Airport (GTW) 10 a	1128				1158			1228				1258			1328		
East Croydon (ECR) a	1148				1218			1248				1318			1348		
Clapham Junction (CLJ) 10 a	1158				1228			1258				1329			1358		
London Victoria (VIC) 10 a	1206				1236			1306				1336			1406		

NOTES (see introductory pages for explanation of train operator codes and standard symbols)

a Arrival time
d Departure time

A Change at Hampden Park for stations towards Brighton

Ashford, Hastings, Eastbourne, Seaford and Lewes to Brighton, Gatwick Airport, Croydon and London

Saturdays

Operator Days of operation/Notes 1st Class/Reservations/Bus/Ferry	SN A	SN A	SN A	SN A	SN A	SN A	SN A	SN A	SN A	SN A	SN A	SN A	SN A	SN A	SN A	SN A	SN A
Ashford International (AFK) 6 d						1224								1324			
Ham Street (HMT) d						1232								1332			
Appledore (Kent) (APD) d						1237								1337			
Rye (RYE) a						1246								1346			
Rye (RYE) d						1248								1348			
Winchelsea (WSE) d						1252								1352			
Doleham (DLH) d																	
Three Oaks (TOK) d						1300								1400			
Ore (ORE) d		1221		1252		1307			1321		1352		1407			1421	
Hastings (HGS) 4 a		1224		1255		1310			1324		1355		1410			1424	
Hastings (HGS) 4 d		1225		1256		1311			1325		1356		1411			1425	
St Leonards Warrior Sq (SLQ) 4 d		1229		1300		1314			1329		1400		1414			1429	
Bexhill (BEX) 4 d		1236		1307		1322			1336		1407		1422			1436	
Collington (CLL) d		1238				1324			1338				1424			1438	
Cooden Beach (COB) d		1241				1327			1341				1427			1441	
Normans Bay (NSB) d		1245							1345							1445	
Pevensy Bay (PEB) d																	
Pevensy & Westham (PEV) d		1249				1334			1349				1434			1449	
Hampden Park (HMD) 4 d		1254		1319		1339			1354		1422		1439			1454	
Eastbourne (EBN) 4 a		1259		1324		1345			1359		1426		1445			1459	
Eastbourne (EBN) 4 d	1255	1305		1330	1333			1355	1405		1430	1433			1455	1505	
Hampden Park (HMD) 4 d	1259				1337			1359				1437			1459		
Polegate (PLG) d	1304	1312		1337	1342			1404	1412		1437	1442			1504	1512	
Berwick (BRK) d	1309							1409							1509		
Glynde (GLY) d	1315							1415							1515		
Seaford (SEF) d			1324			1353			1424				1453			1524	
Bishopstone (BIP) d			1327			1356			1427				1456			1527	
Newhaven Harbour (NVH) d			1330						1430							1530	
Newhaven Town (NVN) d			1332					1401			1432			1501		1532	
Southeast (SEE) d						1405								1505			
Lewes (LWS) 4 a	1320	1325	1341	1350	1354	1412	1420	1425	1441	1450	1454		1512	1520	1525	1541	
Lewes (LWS) 4 d	1322	1325	1342	1352	1355	1412	1422	1425	1442	1452	1455		1512	1522	1525	1542	
Falmer (FMR) d	1329		1349	1359		1419	1429		1449	1459			1519	1529		1549	
Moulsecroomb (MCB) d	1333		1353			1423	1433		1453				1523	1533		1553	
London Road (Brighton) (LRB) d	1336		1356			1426	1436		1456				1526	1536		1556	
Brighton (BTN) 10 a	1339		1359	1409		1429	1439		1459	1509			1529	1539		1559	
Cooksbridge (CBR) d					1400							1500					
Plumpton (PMP) d		1333							1433							1533	
Wivelsfield (WVF) 4 a		1341			1411				1441			1511				1541	
Haywards Heath (HHE) 3 a		1346			1416				1446			1516				1546	
Three Bridges (TBD) 4 a																	
Gatwick Airport (GTW) 10 a		1358		1428					1458			1528				1558	
East Croydon (ECR) 10 a		1418		1448					1518			1548				1618	
Clapham Junction (CLJ) 10 a		1428		1458					1528			1558				1628	
London Victoria (VIC) 10 a		1436		1506					1536			1606				1636	

NOTES (see introductory pages for explanation of train operator codes and standard symbols)

a Arrival time
d Departure time

A Change at Hampden Park for stations towards Brighton

Ashford, Hastings, Eastbourne, Seaford and Lewes to Brighton, Gatwick Airport, Croydon and London

Saturdays

Operator Days of operation/Notes 1st Class/Reservations/Bus/Ferry	SN 1	SN 1	SN	SN	SN 1	SN A 1	SN	SN 1	SN 1	SN	SN	SN 1	SN A 1	SN	SN 1	SN 1	SN
Ashford International (AFK)	6	d			1424							1524					1624
Ham Street (HMT)		d			1432							1532					1632
Appledore (Kent) (APD)		d			1437							1537					1637
Rye (RYE)		a			1446							1546					1646
Rye (RYE)		d			1448							1548					1648
Winchelsea (WSE)		d			1452							1552					1652
Doleham (DLH)		d															
Three Oaks (TOK)		d			1500							1600					1700
Ore (ORE)		d	1451		1507		1521		1551		1607		1621		1651		1707
Hastings (HGS)	4	a	1454		1510		1524		1554		1610		1624		1654		1710
Hastings (HGS)	4	d	1455		1511		1525		1555		1611		1625		1655		1711
St Leonards Warrior Sq (SLQ)	4	d	1459		1514		1529		1559		1614		1629		1659		1714
Bexhill (BEX)	4	d	1506		1522		1536		1606		1622		1636		1706		1722
Collington (CLL)		d	1508		1524		1538		1608		1624		1638		1708		1724
Cooden Beach (COB)		d	1511		1527		1541		1611		1627		1641		1711		1727
Normans Bay (NSB)		d					1545						1645				
Pevensey Bay (PEB)		d															
Pevensey & Westham (PEV)		d			1534		1549				1634		1649				1734
Hampden Park (HMD)	4	d	1521		1539		1554		1621		1639		1654		1721		1739
Eastbourne (EBN)	4	a	1525		1545		1559		1625		1645		1659		1725		1745
Eastbourne (EBN)	4	d	1530	1533			1555	1605		1630	1633		1655	1705		1730	1733
Hampden Park (HMD)	4	d		1537			1559				1637		1659				1737
Polegate (PLG)		d	1537	1542			1604	1612		1637	1642		1704	1712		1737	1742
Berwick (BRK)		d					1609						1709				
Glynde (GLY)		d					1615						1715				
Seaford (SEF)		d			1553			1624				1653			1724		
Bishopstone (BIP)		d			1556			1627				1656			1727		
Newhaven Harbour (NVH)		d						1630							1730		
Newhaven Town (NVN)		d			1601			1632				1701			1732		
Southeast (SEE)		d			1605							1705					
Lewes (LWS)	4	a	1550	1554	1612	1620	1625	1641	1650	1654		1712	1720	1725	1741	1750	1754
Lewes (LWS)	4	d	1552	1555		1612	1622	1625	1642	1652	1655		1712	1722	1725	1742	1752
Falmer (FMR)		d	1559			1619	1629		1649	1659			1719	1729		1749	1759
Moulseccomb (MCB)		d				1623	1633		1653				1723	1733		1753	
London Road (Brighton) (LRB)		d				1626	1636		1656				1726	1736		1756	
Brighton (BTN)	10	a	1609			1629	1639		1659	1709			1729	1739		1759	1809
Cooksbridge (CBR)		d		1600							1700						1800
Plumpton (PMP)		d					1633						1733				
Wivelsfield (WVF)	4	a		1611			1641				1711		1741				1811
Haywards Heath (HHE)	3	a		1616			1646				1716		1746				1816
Three Bridges (TBD)	4	a															
Gatwick Airport (GTW)	10	a		1628			1658				1728		1758				1828
East Croydon (ECR)		a		1648			1718				1748		1818				1848
Clapham Junction (CLJ)	10	a		1658			1728				1758		1828				1858
London Victoria (VIC)	10	a		1706			1736				1806		1836				1906

NOTES (see introductory pages for explanation of train operator codes and standard symbols)

a Arrival time
d Departure time

A Change at Hampden Park for stations towards Brighton

Ashford, Hastings, Eastbourne, Seaford and Lewes to Brighton, Gatwick Airport, Croydon and London

Saturdays

Operator Days of operation/Notes 1st Class/Reservations/Bus/Ferry	SN	SN A	SN A	SN A	SN A	SN A	SN A	SN A	SN A	SN A	SN A	SN A	SN A	SN A	SN A	SN A	SN A
Ashford International (AFK) 6 d							1724								1824		
Ham Street (HMT) d							1732								1832		
Appledore (Kent) (APD) d							1737								1837		
Rye (RYE) a							1746								1846		
Rye (RYE) d							1748								1848		
Winchelsea (WSE) d							1752								1852		
Doleham (DLH) d																	
Three Oaks (TOK) d							1800								1900		
Ore (ORE) d			1721		1751		1807			1821		1851			1907		1921
Hastings (HGS) 4 a			1724		1754		1810			1824		1854			1910		1924
Hastings (HGS) 4 d			1725		1755		1811			1825		1855			1911		1925
St Leonards Warrior Sq (SLQ) 4 d			1729		1759		1814			1829		1859			1914		1929
Bexhill (BEX) 4 d			1736		1806		1822			1836		1906			1922		1936
Collington (CLL) d			1738		1808		1824			1838		1908			1924		1938
Cooden Beach (COB) d			1741		1811		1827			1841		1911			1927		1941
Normans Bay (NSB) d			1745							1845							1945
Pevensy Bay (PEB) d																	
Pevensy & Westham (PEV) d			1749				1834			1849					1934		1949
Hampden Park (HMD) 4 d			1754		1821		1839			1854		1921			1939		1954
Eastbourne (EBN) 4 a			1759		1825		1845			1859		1925			1945		1959
Eastbourne (EBN) 4 d		1755	1805		1830	1833			1855	1905		1930	1933			1955	2005
Hampden Park (HMD) 4 d		1759				1837			1859			1937				1959	
Polegate (PLG) d		1804	1812		1837	1842			1904	1912		1937	1942			2004	2012
Berwick (BRK) d		1809							1909							2009	
Glynde (GLY) d		1815							1915							2015	
Seaford (SEF) d 1753				1824				1853			1924				1953		
Bishopstone (BIP) d 1756				1827				1856			1927				1956		
Newhaven Harbour (NVH) d				1830							1930						
Newhaven Town (NVN) d 1801				1832				1901			1932				2001		
Southeast (SEE) d 1805								1905							2005		
Lewes (LWS) 4 a 1812	1820	1825	1841	1850	1854		1912	1920	1925	1941	1950	1954			2012	2020	2025
Lewes (LWS) 4 d 1812	1822	1825	1842	1852	1855		1912	1922	1925	1942	1952	1955			2012	2022	2025
Falmer (FMR) d 1819	1829		1849	1859			1919	1929		1949	1959				2019	2029	
Moulsecroomb (MCB) d 1823	1833		1853				1923	1933		1953					2023	2033	
London Road (Brighton) (LRB) d 1826	1836		1856				1926	1936		1956					2026	2036	
Brighton (BTN) 10 a 1829	1839		1859	1909			1929	1939		1959	2009				2029	2039	
Cooksbridge (CBR) d					1900							2000					
Plumpton (PMP) d			1833							1933							2033
Wivelsfield (WVF) 4 a			1841			1911				1941			2011				2041
Haywards Heath (HHE) 3 a			1846			1916				1945			2016				2046
Three Bridges (TBD) 4 a																	
Gatwick Airport (GTW) 10 a			1858		1928					1958			2028				2058
East Croydon (ECR) 10 a			1918		1948					2018			2048				2118
Clapham Junction (CLJ) 10 a			1928		1958					2028			2058				2128
London Victoria (VIC) 10 a			1936		2006					2036			2106				2136

NOTES (see introductory pages for explanation of train operator codes and standard symbols)

a Arrival time
d Departure time

A Change at Hampden Park for stations towards Brighton

Ashford, Hastings, Eastbourne, Seaford and Lewes to Brighton, Gatwick Airport, Croydon and London

Saturdays

Operator Days of operation/Notes 1st Class/Reservations/Bus/Ferry	SN	SN	SN	SN	SN	SN	SN	SN	SN	SN	SN	SN	SN	SN	SN	SN	SN
		1	1			1	A		1	1			1	A		1	
Ashford International (AFK) 6 d				1924								2024					2124
Ham Street (HMT) d				1932								2032					2132
Appledore (Kent) (APD) d				1937								2037					2137
Rye (RYE) a				1946								2046					2146
Rye (RYE) d				1948								2048					2148
Winchelsea (WSE) d				1952								2052					2152
Doleham (DLH) d																	
Three Oaks (TOK) d				2000								2100					2200
Ore (ORE) d		1952		2007			2021		2052			2107			2121	2152	2207
Hastings (HGS) 4 a		1955		2010			2024		2055			2110			2124	2155	2210
Hastings (HGS) 4 d		1956		2011			2025		2056			2111			2125	2156	2211
St Leonards Warrior Sq (SLQ) 4 d		2000		2014			2029		2100			2114			2129	2200	2214
Bexhill (BEX) 4 d		2007		2022			2036		2107			2122			2136	2207	2222
Collington (CLL) d				2024			2038					2124			2138		2224
Cooden Beach (COB) d				2027			2041					2127			2141		2227
Normans Bay (NSB) d							2045								2145		
Pevensy Bay (PEB) d																	
Pevensy & Westham (PEV) d				2034			2049					2134			2149		2234
Hampden Park (HMD) 4 d		2019		2039			2054		2119			2139			2154	2219	2239
Eastbourne (EBN) 4 a		2024		2045			2059		2124			2145			2159	2224	2245
Eastbourne (EBN) 4 d		2030	2033			2055	2105		2130	2133				2155	2205		2230
Hampden Park (HMD) 4 d			2037			2059				2137				2159			
Polegate (PLG) d		2037	2042			2104	2112		2137	2142				2204	2212		2237
Berwick (BRK) d						2109								2209			
Glynde (GLY) d						2115								2215			
Seaford (SEF) d	2024				2053				2124				2153			2224	
Bishopstone (BIP) d	2027				2056				2127				2156			2227	
Newhaven Harbour (NVH) d	2030								2130							2230	
Newhaven Town (NVN) d	2032				2101				2132					2201		2232	
Southeast (SEE) d					2105									2205			
Lewes (LWS) 4 a	2041	2050	2054		2112	2120	2125	2141	2150	2154			2212	2220	2225	2241	2250
Lewes (LWS) 4 d	2042	2052	2055		2112	2122	2125	2142	2152	2155			2212	2222	2225	2242	2252
Falmer (FMR) d	2049	2059			2119	2129		2149	2159				2219	2229		2249	2259
Moulsecomb (MCB) d	2053				2123	2133		2153					2223	2233		2253	
London Road (Brighton) (LRB) d	2056				2126	2136		2156					2226	2236		2256	
Brighton (BTN) 10 a	2059	2109			2129	2139		2159	2209				2229	2239		2259	2309
Cooksbridge (CBR) d			2100								2200						
Plumpton (PMP) d							2133								2233		
Wivelsfield (WVF) 4 a			2111				2141				2211				2241		
Haywards Heath (HHE) 3 a			2116				2146				2216				2246		
Three Bridges (TBD) 4 a																	
Gatwick Airport (GTW) 10 a			2128				2158				2228				2258		
East Croydon (ECR) 10 a			2148				2218				2248				2318		
Clapham Junction (CLJ) 10 a			2158				2228				2259				2328		
London Victoria (VIC) 10 a			2206				2238				2308				2336		

NOTES (see introductory pages for explanation of train operator codes and standard symbols)

a Arrival time
d Departure time

A Change at Hampden Park for stations towards Brighton

Ashford, Hastings, Eastbourne, Seaford and Lewes to Brighton, Gatwick Airport, Croydon and London

Saturdays

Operator 1st Class/Reservations/Bus/Ferry	SN	SN □	SN	SN	SN	SN □	SN
Ashford International (AFK)	6 d			2224			2325
Ham Street (HMT)	d			2232			2333
Appledore (Kent) (APD)	d			2237			2338
Rye (RYE)	a			2246			2347
Rye (RYE)	d			2249			2348
Winchelsea (WSE)	d			2253			2352
Doleham (DLH)	d						2358
Three Oaks (TOK)	d			2301			0002
Ore (ORE)	d	2232		2307		2326	0008
Hastings (HGS)	4 a	2235		2311		2329	0011
Hastings (HGS)	4 d	2236		2311		2330	
St Leonards Warrior Sq (SLQ)	4 d	2239		2314		2334	
Bexhill (BEX)	4 d	2246		2322		2341	
Collington (CLL)	d	2249		2324		2343	
Cooden Beach (COB)	d	2252		2327		2346	
Normans Bay (NSB)	d	2255					
Pevensey Bay (PEB)	d						
Pevensey & Westham (PEV)	d	2300		2334		2353	
Hampden Park (HMD)	4 d	2305		2339		2358	
Eastbourne (EBN)	4 a	2309		2345		0002	
Eastbourne (EBN)	4 d	2314				0006	
Hampden Park (HMD)	4 d	2318				0010	
Polegate (PLG)	d	2323				0014	
Berwick (BRK)	d	2328					
Glynde (GLY)	d	2334					
Seaford (SEF)	d	2253		2326		2353	
Bishopstone (BIP)	d	2256		2329		2356	
Newhaven Harbour (NVH)	d			2332		2359	
Newhaven Town (NVN)	d	2301		2335		0002	
Southeast (SEE)	d	2305				0006	
Lewes (LWS)	4 a	2312	2339	2344		0012	0027
Lewes (LWS)	4 d	2312	2340	2345		0013	0027
Falmer (FMR)	d	2319	2347	2352		0020	0035
Moulsecroomb (MCB)	d	2323		2355		0023	0038
London Road (Brighton) (LRB)	d	2326		2358		0026	0041
Brighton (BTN)	10 a	2329	2354	0002		0032	0045
Cooksbridge (CBR)	d						
Plumpton (PMP)	d						
Wivelsfield (WVF)	4 a						
Haywards Heath (HHE)	3 a						
Three Bridges (TBD)	4 a						
Gatwick Airport (GTW)	10 a						
East Croydon (ECR)	a						
Clapham Junction (CLJ)	10 a						
London Victoria (VIC)	10 a						

NOTES (see introductory pages for explanation of train operator codes and standard symbols)

a Arrival time
d Departure time

Ashford, Hastings, Eastbourne, Seaford and Lewes to Brighton, Gatwick Airport, Croydon and London

Sundays

Operator Days of operation/Notes 1st Class/Reservations/Bus/Ferry	SN 1	SN 1	SN 1	SN 1	SN 1	SN 1	SN 1	SN 1	SN 1	SN 1	SN 1	SN 1	SN 1	SN 1	SN 1	SN 1	SN 1	SN 1
Ashford International (AFK) 6 d																0824		
Ham Street (HMT) d																0832		
Appledore (Kent) (APD) d																0837		
Rye (RYE) a																0846		
Rye (RYE) d																0849		
Winchelsea (WSE) d																0853		
Doleham (DLH) d																0859		
Three Oaks (TOK) d																0903		
Ore (ORE) d											0815		0834			0909		0915
Hastings (HGS) 4 a											0818		0838			0912		0918
Hastings (HGS) 4 d											0819		0838			0913		0919
St Leonards Warrior Sq (SLQ) 4 d											0822		0842			0916		0922
Bexhill (BEX) 4 d											0830		0849			0923		0930
Collington (CLL) d											0832					0926		0932
Cooden Beach (COB) d											0835					0929		0935
Normans Bay (NSB) d											0839							0939
Pevensy Bay (PEB) d																		
Pevensy & Westham (PEV) d											0844					0935		0944
Hampden Park (HMD) 4 d											0849		0900			0941		0949
Eastbourne (EBN) 4 a											0854		0905			0946		0954
Eastbourne (EBN) 4 d	0657		0708		0800		0808			0900		0910		0944				1000
Hampden Park (HMD) 4 d	0701		0712		0804		0812					0914		0948				
Polegate (PLG) d	0706		0717		0809		0816			0907		0919		0952				1007
Berwick (BRK) d			0722				0821					0924		0957				
Glynde (GLY) d			0728				0827					0930		1003				
Seaford (SEF) d				0757				0829	0859					0929			0959	
Bishopstone (BIP) d				0800				0832	0902					0932			1002	
Newhaven Harbour (NVH) d				0803				0835						0935				
Newhaven Town (NVN) d				0805				0837	0907					0937			1007	
Southeast (SEE) d				0810					0911								1011	
Lewes (LWS) 4 a	0718		0733	0816	0821	←	0833	0846	0917	0920	←	0935	0946	1009		1017	1020	←
Lewes (LWS) 4 d	0719	0723	0734	0823	0822	0823	0833	0846	0924	0921	0924	0936	0946	1010		1024	1021	1024
Falmer (FMR) d		0730	0741	→		0830	0841	0854	→		0931	0943	0954	1017		→		1031
Moulsecroomb (MCB) d		0734	0745			0834	0844	0857			0935		0957					1035
London Road (Brighton) (LRB) d		0737	0748			0837	0847	0900			0938		1000					1038
Brighton (BTN) 10 a		0741	0751			0841	0851	0904			0941	0951	1004	1025				1041
Cooksbridge (CBR) d					0827					0926								1026
Plumpton (PMP) d	0727				0833					0932								1032
Wivelsfield (WVF) 4 a					0840					0939								1039
Haywards Heath (HHE) 3 a	0738				0845					0944								1044
Three Bridges (TBD) 4 a																		
Gatwick Airport (GTW) 10 a	0753				0857					0957								1057
East Croydon (ECR) 10 a	0822				0913					1013								1113
Clapham Junction (CLJ) 10 a	0838				0924					1024								1124
London Victoria (VIC) 10 a	0846				0933					1033								1133

NOTES (see introductory pages for explanation of train operator codes and standard symbols)

a Arrival time
d Departure time

A Change at Hampden Park for stations to Brighton

Ashford, Hastings, Eastbourne, Seaford and Lewes to Brighton, Gatwick Airport, Croydon and London

Sundays

Operator Days of operation/Notes 1st Class/Reservations/Bus/Ferry	SN	SN A	SN A	SN A	SN A	SN A	SN A	SN A	SN A	SN A	SN A	SN A	SN A	SN A	SN A	SN A	SN A	SN A
Ashford International (AFK) 6 d			0924						1024							1124		
Ham Street (HMT) d			0932						1032							1132		
Appledore (Kent) (APD) d			0937						1037							1137		
Rye (RYE) a			0946						1046							1146		
Rye (RYE) d			0949						1049							1149		
Winchelsea (WSE) d			0953						1053							1153		
Doleham (DLH) d																		
Three Oaks (TOK) d			1001						1101							1201		
Ore (ORE) d			1007		1015				1107		1115					1207		1215
Hastings (HGS) 4 a			1010		1018				1110		1118					1210		1218
Hastings (HGS) 4 d			1011		1019				1111		1119					1211		1219
St Leonards Warrior Sq (SLQ) 4 d			1014		1022				1114		1122					1214		1222
Bexhill (BEX) 4 d			1022		1030				1122		1130					1222		1230
Collington (CLL) d			1024		1032				1124		1132					1224		1232
Cooden Beach (COB) d			1027		1035				1127		1135					1227		1235
Normans Bay (NSB) d					1039						1139							1239
Pevensy Bay (PEB) d																		
Pevensy & Westham (PEV) d			1034		1044				1134		1144					1234		1244
Hampden Park (HMD) 4 d			1039		1049				1139		1149					1239		1249
Eastbourne (EBN) 4 a			1045		1054				1145		1154					1245		1254
Eastbourne (EBN) 4 d		1044			1100			1144			1200			1244				1300
Hampden Park (HMD) 4 d		1048						1148						1248				
Polegate (PLG) d		1052			1107			1152			1207			1252				1307
Berwick (BRK) d		1057						1157						1257				
Glynde (GLY) d		1103						1203						1303				
Seaford (SEF) d	1029			1059			1129			1159			1229			1259		
Bishopstone (BIP) d	1032			1102			1132			1202			1232			1302		
Newhaven Harbour (NVH) d	1035						1135						1235					
Newhaven Town (NVN) d	1037			1107			1137			1207			1237			1307		
Southeast (SEE) d			1111						1211							1311		
Lewes (LWS) 4 a	1046	1109		1117	1120	←	1146	1209		1217	1220	←	1246	1309		1317	1320	←
Lewes (LWS) 4 d	1046	1110		1124	1121	→	1124	1146	1210		1224	1221	1224	1246	1310		1324	1321
Falmer (FMR) d	1054	1117		→			1131	1154	1217		→		1231	1254	1317		→	1331
Moulsecroomb (MCB) d	1057						1135	1157					1235	1257				1335
London Road (Brighton) (LRB) d	1100						1138	1200					1238	1300				1338
Brighton (BTN) 10 a	1104	1125					1141	1204	1225				1241	1304	1325			1341
Cooksbridge (CBR) d					1126						1226						1326	
Plumpton (PMP) d					1132						1232						1332	
Wivelsfield (WVF) 4 a					1139						1239						1339	
Haywards Heath (HHE) 3 a					1144						1244						1344	
Three Bridges (TBD) 4 a																		
Gatwick Airport (GTW) 10 a					1157						1257						1357	
East Croydon (ECR) 10 a					1213						1313						1413	
Clapham Junction (CLJ) 10 a					1224						1324						1424	
London Victoria (VIC) 10 a					1233						1333						1433	

NOTES (see introductory pages for explanation of train operator codes and standard symbols)

a Arrival time
d Departure time

A Change at Hampden Park for stations to Brighton

Ashford, Hastings, Eastbourne, Seaford and Lewes to Brighton, Gatwick Airport, Croydon and London

Sundays

Operator Days of operation/Notes 1st Class/Reservations/Bus/Ferry	SN	SN I	SN A	SN I	SN I	SN I	SN I	SN A	SN I	SN I	SN I	SN I	SN I	SN A	SN I	SN I	SN I
Ashford International (AFK) 6 d			1224					1324						1424			
Ham Street (HMT) d			1232					1332						1432			
Appledore (Kent) (APD) d			1237					1337						1437			
Rye (RYE) a			1246					1346						1446			
Rye (RYE) d			1249					1349						1449			
Winchelsea (WSE) d			1253					1353						1453			
Doleham (DLH) d																	
Three Oaks (TOK) d			1301					1401						1501			
Ore (ORE) d			1307		1315			1407		1415				1507		1515	
Hastings (HGS) 4 a			1310		1318			1410		1418				1510		1518	
Hastings (HGS) 4 d			1311		1319			1411		1419				1511		1519	
St Leonards Warrior Sq (SLQ) 4 d			1314		1322			1414		1422				1514		1522	
Bexhill (BEX) 4 d			1322		1330			1422		1430				1522		1530	
Collington (CLL) d			1324		1332			1424		1432				1524		1532	
Cooden Beach (COB) d			1327		1335			1427		1435				1527		1535	
Normans Bay (NSB) d					1339					1439						1539	
Pevensey Bay (PEB) d																	
Pevensey & Westham (PEV) d			1334		1344			1434		1444				1534		1544	
Hampden Park (HMD) 4 d			1339		1349			1439		1449				1539		1549	
Eastbourne (EBN) 4 a			1345		1354			1445		1454				1545		1554	
Eastbourne (EBN) 4 d		1344			1400			1444		1500			1544			1600	
Hampden Park (HMD) 4 d		1348						1448					1548				
Polegate (PLG) d		1352			1407			1452		1507			1552			1607	
Berwick (BRK) d		1357						1457					1557				
Glynde (GLY) d		1403						1503					1603				
Seaford (SEF) d	1329			1359			1429			1459			1529			1559	
Bishopstone (BIP) d	1332			1402			1432			1502			1532			1602	
Newhaven Harbour (NVH) d	1335						1435						1535				
Newhaven Town (NVN) d	1337			1407			1437			1507			1537			1607	
Southeast (SEE) d				1411						1511						1611	
Lewes (LWS) 4 a	1346	1409		1417	1420	←	1446	1509		1517	1520	←	1546	1609		1617	1620
Lewes (LWS) 4 d	1346	1410		1424	1421	→	1424	1446	1510	1524	1521	1524	1546	1610		1624	1621
Falmer (FMR) d	1354	1417		→			1431	1454	1517	→		1531	1554	1617		→	1631
Moulsecroomb (MCB) d	1357						1435	1457				1535	1557				1635
London Road (Brighton) (LRB) d	1400						1438	1500				1538	1600				1638
Brighton (BTN) 10 a	1404	1425					1441	1504	1525			1541	1604	1625			1641
Cooksbridge (CBR) d					1426						1526					1626	
Plumpton (PMP) d					1432						1532					1632	
Wivelsfield (WVF) 4 a					1439						1539					1639	
Haywards Heath (HHE) 3 a					1444						1544					1644	
Three Bridges (TBD) 4 a																	
Gatwick Airport (GTW) 10 a					1457						1557					1657	
East Croydon (ECR) 10 a					1513						1613					1713	
Clapham Junction (CLJ) 10 a					1524						1624					1724	
London Victoria (VIC) 10 a					1533						1633					1733	

NOTES (see introductory pages for explanation of train operator codes and standard symbols)

a Arrival time
d Departure time

A Change at Hampden Park for stations to Brighton

Ashford, Hastings, Eastbourne, Seaford and Lewes to Brighton, Gatwick Airport, Croydon and London

Sundays

Operator Days of operation/Notes 1st Class/Reservations/Bus/Ferry	SN	SN A	SN A	SN A	SN A	SN A	SN A	SN A	SN A	SN A	SN A	SN A	SN A	SN A	SN A	SN A	SN A	SN A
Ashford International (AFK) 6 d			1524						1624							1724		
Ham Street (HMT) d			1532						1632							1732		
Appledore (Kent) (APD) d			1537						1637							1737		
Rye (RYE) a			1546						1646							1746		
Rye (RYE) d			1549						1649							1749		
Winchelsea (WSE) d			1553						1653							1753		
Doleham (DLH) d																		
Three Oaks (TOK) d			1601						1701							1801		
Ore (ORE) d			1607		1615				1707		1715					1807		1815
Hastings (HGS) 4 a			1610		1618				1710		1718					1810		1818
Hastings (HGS) 4 d			1611		1619				1711		1719					1811		1819
St Leonards Warrior Sq (SLQ) 4 d			1614		1622				1714		1722					1814		1822
Bexhill (BEX) 4 d			1622		1630				1722		1730					1822		1830
Collington (CLL) d			1624		1632				1724		1732					1824		1832
Cooden Beach (COB) d			1627		1635				1727		1735					1827		1835
Normans Bay (NSB) d					1639						1739							1839
Pevensy Bay (PEB) d																		
Pevensy & Westham (PEV) d			1634		1644				1734		1744					1834		1844
Hampden Park (HMD) 4 d			1639		1649				1739		1749					1839		1849
Eastbourne (EBN) 4 a			1645		1654				1745		1754					1845		1854
Eastbourne (EBN) 4 d		1644			1700			1744			1800			1844				1900
Hampden Park (HMD) 4 d		1648						1748						1848				
Polegate (PLG) d		1652			1707			1752			1807			1852				1907
Berwick (BRK) d		1657						1757						1857				
Glynde (GLY) d		1703						1803						1903				
Seaford (SEF) d	1629			1659			1729			1759			1829			1859		
Bishopstone (BIP) d	1632			1702			1732			1802			1832			1902		
Newhaven Harbour (NVH) d	1635						1735						1835					
Newhaven Town (NVN) d	1637			1707			1737			1807			1837			1907		
Southeast (SEE) d			1711						1811							1911		
Lewes (LWS) 4 a	1646	1709		1717	1720	←	1746	1809		1817	1820	←	1846	1909		1917	1920	←
Lewes (LWS) 4 d	1646	1710		1724	1721	→	1724	1746	1810		1824	1821	1824	1846	1910		1924	1921
Falmer (FMR) d	1654	1717					1731	1754	1817		→		1831	1854	1917		→	1931
Moulsecroomb (MCB) d	1657						1735	1757					1835	1857				1935
London Road (Brighton) (LRB) d	1700						1738	1800					1838	1900				1938
Brighton (BTN) 10 a	1704	1725					1741	1804	1825				1841	1904	1925			1941
Cooksbridge (CBR) d					1726						1826						1926	
Plumpton (PMP) d					1732						1832						1932	
Wivelsfield (WVF) 4 a					1739						1839						1939	
Haywards Heath (HHE) 3 a					1744						1844						1944	
Three Bridges (TBD) 4 a																		
Gatwick Airport (GTW) 10 a					1757						1857						1957	
East Croydon (ECR) 10 a					1813						1913						2013	
Clapham Junction (CLJ) 10 a					1824						1924						2024	
London Victoria (VIC) 10 a					1833						1933						2033	

NOTES (see introductory pages for explanation of train operator codes and standard symbols)

a Arrival time
d Departure time

A Change at Hampden Park for stations to Brighton

Ashford, Hastings, Eastbourne, Seaford and Lewes to Brighton, Gatwick Airport, Croydon and London

Sundays

Operator Days of operation/Notes 1st Class/Reservations/Bus/Ferry	SN	SN A	SN A	SN	SN A	SN	SN	SN A	SN	SN A	SN	SN A	SN	SN A	SN	SN A	SN	SN A	
Ashford International (AFK) 6 d			1824					1924						2024					
Ham Street (HMT) d			1832					1932						2032					
Appledore (Kent) (APD) d			1837					1937						2037					
Rye (RYE) a			1846					1946						2046					
Rye (RYE) d			1849					1949						2049					
Winchelsea (WSE) d			1853					1953						2053					
Doleham (DLH) d																			
Three Oaks (TOK) d			1901					2001						2101					
Ore (ORE) d			1907		1915			2007		2017				2107		2114			
Hastings (HGS) 4 a			1910		1918			2010		2020				2110		2117			
Hastings (HGS) 4 d			1911		1919			2011		2021				2111		2118			
St Leonards Warrior Sq (SLQ) 4 d			1914		1922			2014		2024				2114		2121			
Bexhill (BEX) 4 d			1922		1930			2022		2032				2122		2128			
Collington (CLL) d			1924		1932			2024		2034				2124		2131			
Cooden Beach (COB) d			1927		1935			2027		2037				2127		2134			
Normans Bay (NSB) d					1939														
Pevensy Bay (PEB) d																			
Pevensy & Westham (PEV) d			1934		1944			2034		2044				2134		2140			
Hampden Park (HMD) 4 d			1939		1949			2039		2049				2139		2146			
Eastbourne (EBN) 4 a			1945		1954			2045		2054				2145		2150			
Eastbourne (EBN) 4 d		1944			2000			2044		2100			2144			2159			
Hampden Park (HMD) 4 d		1948						2048					2148						
Polegate (PLG) d		1952			2007			2052		2107			2152			2206			
Berwick (BRK) d		1957						2057					2157						
Glynde (GLY) d		2003						2103					2203						
Seaford (SEF) d	1931			1959			2029			2059			2129			2157		2230	
Bishopstone (BIP) d	1934			2002			2032			2102			2132			2200		2233	
Newhaven Harbour (NVH) d	1937						2035						2135					2236	
Newhaven Town (NVN) d	1939			2007			2037			2107			2137			2205		2238	
Southeast (SEE) d			2011							2111						2209			
Lewes (LWS) 4 a	1948	2009		2017	2020	←	2046	2109		2117	2120	←	2146	2209		2217	2220	2247	
Lewes (LWS) 4 d	1948	2010		2024	2021	→	2024	2046	2110		2124	2121	2124	2146	2210		2217	2222	2247
Falmer (FMR) d	1956	2017					2031	2054	2117		→		2131	2154	2217		2224	2229	2255
Moulsecroomb (MCB) d	1959						2035	2057					2135	2157			2228	2233	2258
London Road (Brighton) (LRB) d	2002						2038	2100					2138	2200			2231	2236	2301
Brighton (BTN) 10 a	2006	2025					2041	2104	2125				2141	2204	2225		2234	2239	2305
Cooksbridge (CBR) d					2026							2126							
Plumpton (PMP) d					2032							2132							
Wivelsfield (WVF) 4 a					2039							2139							
Haywards Heath (HHE) 3 a					2044							2144							
Three Bridges (TBD) 4 a																			
Gatwick Airport (GTW) ✈ 10 a					2057							2157							
East Croydon (ECR) 10 a					2113							2213							
Clapham Junction (CLJ) 10 a					2124							2223							
London Victoria (VIC) 10 a					2133							2233							

NOTES (see introductory pages for explanation of train operator codes and standard symbols)

a Arrival time
d Departure time

A Change at Hampden Park for stations to Brighton

Ashford, Hastings, Eastbourne, Seaford and Lewes to Brighton, Gatwick Airport, Croydon and London

Sundays

Operator Days of operation/Notes 1st Class/Reservations/Bus/Ferry	SN 1	SN A	SN	SN 1	SN 1	SN	SN 1
Ashford International (AFK) 6 d		2124				2234	
Ham Street (HMT) d		2132				2242	
Appledore (Kent) (APD) d		2137				2247	
Rye (RYE) a		2146				2256	
Rye (RYE) d		2149				2257	
Winchelsea (WSE) d		2153				2301	
Doleham (DLH) d						2307	
Three Oaks (TOK) d		2201				2311	
Ore (ORE) d		2207		2215	2235	2317	
Hastings (HGS) 4 a		2210		2218	2238	2320	
Hastings (HGS) 4 d		2211		2221	2239		2325
St Leonards Warrior Sq (SLQ) 4 d		2214		2224	2242		2328
Bexhill (BEX) 4 d		2222		2231	2249		2335
Collington (CLL) d		2224		2234			2338
Cooden Beach (COB) d		2227		2238			2341
Normans Bay (NSB) d							
Pevensey Bay (PEB) d							
Pevensey & Westham (PEV) d		2234		2245			2348
Hampden Park (HMD) 4 d		2239		2251	2301		2353
Eastbourne (EBN) 4 a		2245		2255	2305		2357
Eastbourne (EBN) 4 d	2244			2300			
Hampden Park (HMD) 4 d	2248						
Polegate (PLG) d	2252			2308			
Berwick (BRK) d	2257						
Glynde (GLY) d	2303						
Seaford (SEF) d			2257				
Bishopstone (BIP) d			2300				
Newhaven Harbour (NVH) d			2303				
Newhaven Town (NVN) d			2305				
Southeast (SEE) d			2310				
Lewes (LWS) 4 a	2309		2316	2320			
Lewes (LWS) 4 d	2309		2316	2323			
Falmer (FMR) d	2317		2323	2330			
Moulsecroomb (MCB) d			2327	2334			
London Road (Brighton) (LRB) d			2330	2337			
Brighton (BTN) 10 a	2325		2333	2341			
Cooksbridge (CBR) d							
Plumpton (PMP) d							
Wivelsfield (WVF) 4 a							
Haywards Heath (HHE) 3 a							
Three Bridges (TBD) 4 a							
Gatwick Airport (GTW) 10 a							
East Croydon (ECR) a							
Clapham Junction (CLJ) 10 a							
London Victoria (VIC) 10 a							

NOTES (see introductory pages for explanation of train operator codes and standard symbols)

a Arrival time

d Departure time

A Change at Hampden Park for stations to Brighton